



TRUE NORTH POWER PLATFORM EXPERIENCE

How to style Power Pages
March 16th – By: Ulrikke Akerbæk

SPONSORS



GOLD SPONSORS



SILVER SPONSORS



COMMUNITY SPONSORS



ULRIKKE AKERBÆK

Low Code Practice Lead at Itera

Microsoft Business Applications MVP

Power Platform BOOST Podcast host



ITERA



Please
raise a
hand...



WHAT WE'LL COVER

My process for branding

Branding through the Design Studio

Going custom



WHAT WE'LL COVER

DOWNLOAD THIS
PRESENTATION
AS PDF



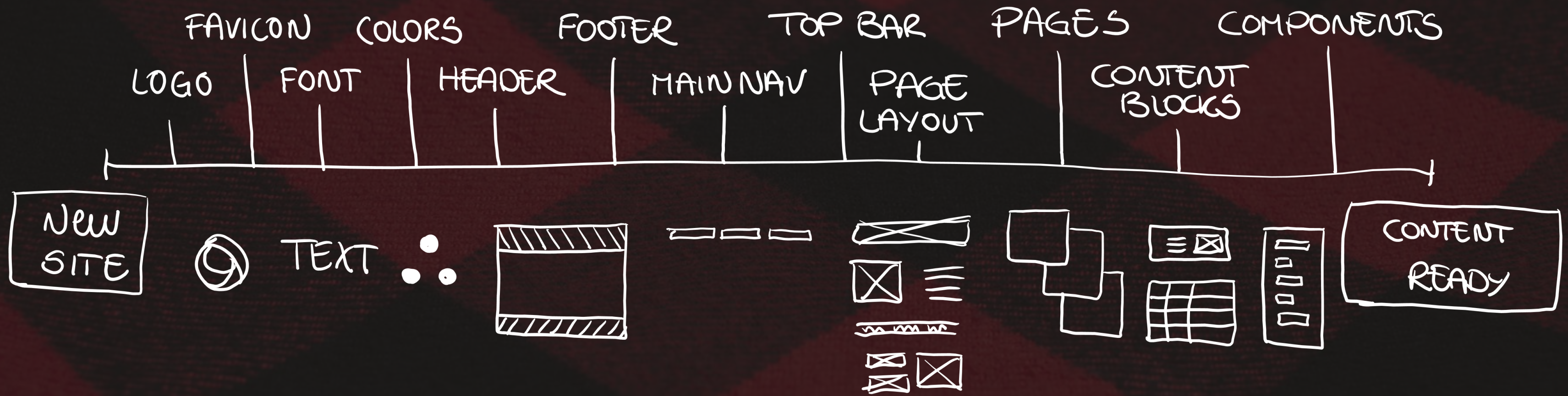
My process for branding

Branding through the Design Studio

Going custom



MY BRANDING PROCESS



CAN COPILOT HELP?

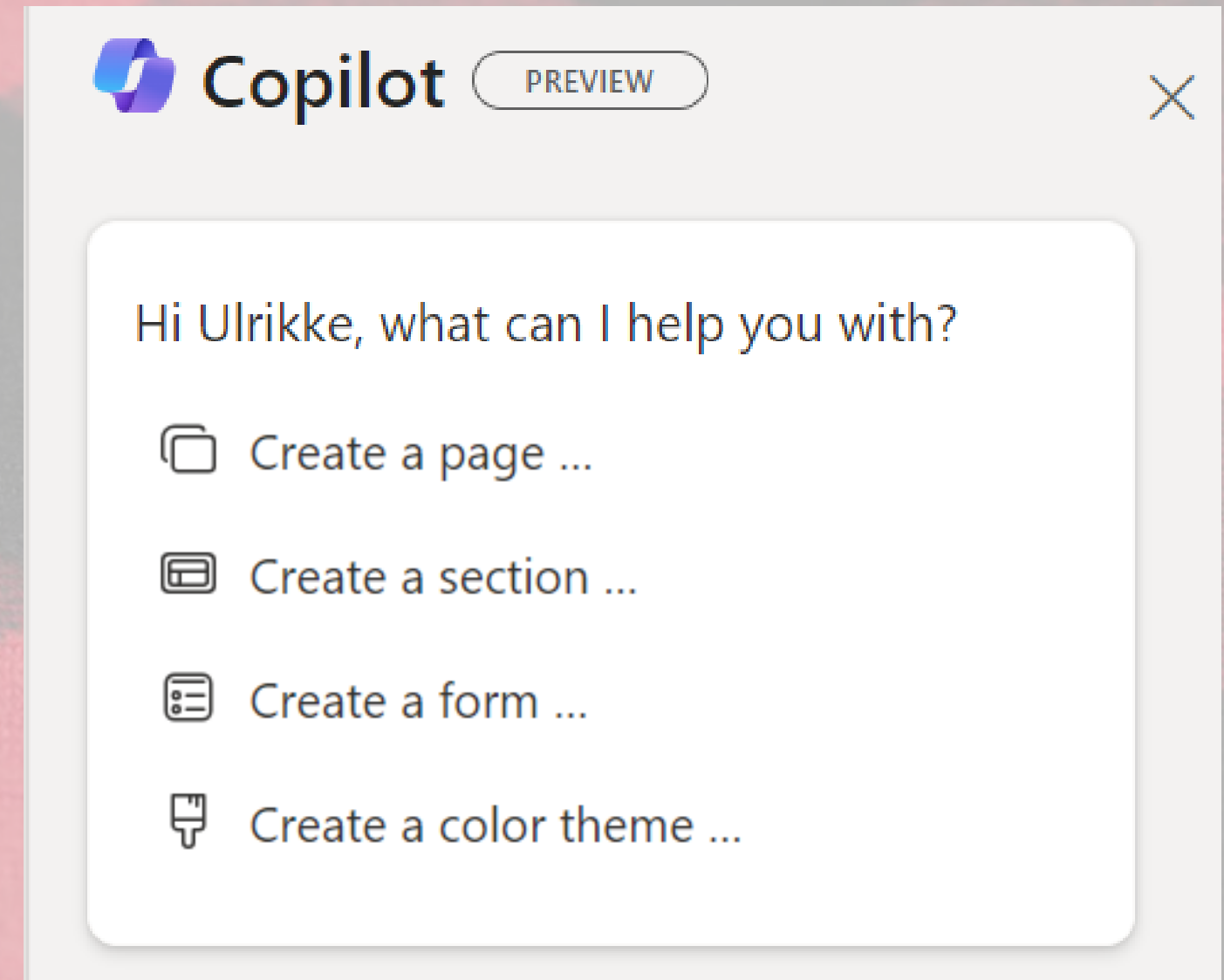
Create a website

Generate a theme

Create pages with layout and content

Generate text

Create code



WHAT WE WILL MAKE TODAY

Nordic Summit website

nordic summit

[Home](#) [Mentor program](#) [Become a Sponsor](#) [About Us](#) [Past events](#)

28th of September 2024

Oslo, Norway


The Nordic Summit is the biggest and only in-person conference in the Nordics focused exclusively on Microsoft's Power Platform and Dynamics 365.

[SUBSCRIBE TO NEWSLETTER](#)

Call for Speakers open

From first of March until end of April our Call for Speakers is open. Feel free to submit your session if you want to be part of this event.

[CFS](#)



COLOR THEME

Pages Styling Save Discard

Styling

Themes

Custom AI

Orange

Turquoise

Color palette

Brand colors

More colors

Background color

Fonts

Title

Heading 1

Heading 2

Heading 3

Subheading 1

nordic summit

Welcome to our Event Registration Page

Register for our upcoming events

REGISTER

Copilot PREVIEW

MORE COLORS

AI-generated content may be incorrect

Create a color theme from nordicsummit.info


Okay, here are the suggested colors. Before applying them, make sure they're correct. Once applied, these colors can also be modified in Styling later.

Brand colors

More colors



Try again

AI-generated content may be incorrect



LOGO

↶ ↷ 📄 Edit code 🔍 ↗

 nordic summit 



Edit site header





Title + logo Site title


Styling

Layout Site logo

Add an image

Media library (4) [↑ Upload image](#) ↑↓ Sort ▾  

Stock images (Pre...	 NS_logo_presentat... 1130 x 244 Home	 NS_logo_presentat... 1200 x 500 Home	 Logo-sm-64.png	 Cat-PC.png
----------------------	--	--	---	---

 Advanced options OK Cancel



FAVICON

Power Apps | Power Pages Management Try the new look

Check the site visibility before editing. If the site is set to public, changes made here will be visible immediately. Go to Power Pages to check the visibility of this site. [Learn More](#)

Save Save & Close New Deactivate Delete Refresh Check Access Flow Word Templates

favicon.ico - Saved
Web File


General Related

Name	* favicon.ico
Website	* Event Registration Hub
Parent Page	+ Home
Partial Url	* favicon.ico
Display Date	---
Release Date	---
File Content	favicon.ico Delete
Cloud Blob Address	---
Content-Disposition	inline

Publishing State * [Published](#)

Expiration Date ---

Content Snippets Basic Forms Lists Shortcuts Web Files Multistep Forms Web Link Sets Web Pages Web Templates Security Contacts Table Permissions Column Permissio...



FONTS

The image shows a design tool interface with a 'Styling' panel on the left and a live preview of a website on the right. The styling panel includes a 'Themes' section with four theme cards: 'Custom AI', 'Orange', 'Turquoise', and 'Bright blue'. The main styling area is currently set to 'Heading 1' with the following properties: Font: Roboto, Weight: Normal, Size: 40. Below this, a list of styles is shown: Heading 1, Heading 2, Heading 3, Subheading 1, Subheading 2, Paragraph, Site Navigation, Small text, and Buttons + links. The 'Buttons + links' section shows 'Primary' and 'Secondary' button styles. The live preview shows a browser window with the URL 'nordic summit'. The page content includes a dark blue header with the 'nordic summit' logo, a main dark blue area with the text 'Welcome to our Event Registration Page' in a large white font, and a call to action 'Register for our upcoming events' with a 'REGISTER' button below it.



CUSTOM FONTS

PowerPages (Workspace)

EXPLORER

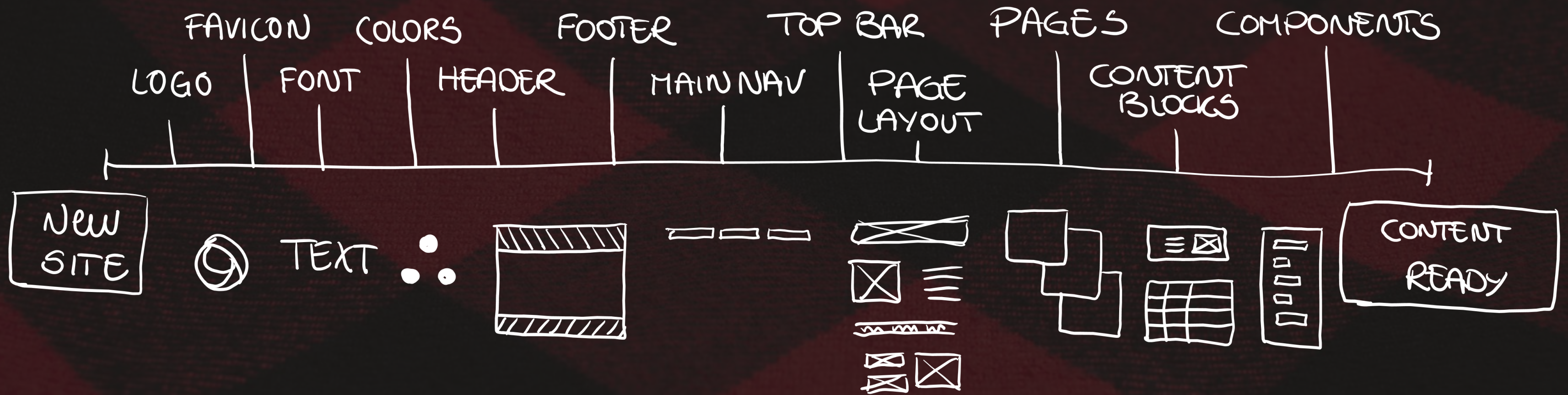
- POWERPAGES (WORKSPACE)
 - Event Registration Hub
 - advanced-forms
 - basic-forms
 - content-snippets
 - lists
 - web-files
 - bootstrap.min.css
 - Cat-PC.png
 - CUSTOMAITHEMENAME 1
 - favicon.ico
 - favicon.png
 - Logo-sm-64.png
 - # nordic.css
 - NSlogopresentationcenteredwhite copy.p...
 - NSlogopresentationcenteredwhite.png
 - portalbasictheme.css
 - theme.css
 - thumbnail.css
 - web-pages
 - web-templates
 - Breadcrumbs.html
 - Default studio template.html
 - Footer.html
 - Header.html
 - Languages Dropdown.html
 - Layout 2 Column Wide Left.html
 - Page Copy.html
 - Page Header.html
 - Pagination.html
 - Power Virtual Agents.html
 - Search Results.html

Home.en-US.webpage.copy.html | Header.html | # nordic.css | Default studio template.html

```
Event Registration Hub > web-files > # nordic.css > ...
1  /*          STYLING FOR NORDIC SUMMIT          */
2  /*          This is stylig for Nordic Summit Power Pages site */
3  /*          For CPPS          */
4
5  /* revert Arial Font declaration */
6  body {font-family: 'Open Sans', sans-serif;}
7  @import url('https://fonts.googleapis.com/css2?family=Abel&display=swap');
8  body    footer,
9  body    .btn-default, .btn-primary,
10 body    .navbar-static-top.navbar .menu-bar > .navbar-nav > li > a ,
11 body    .navbar-inverse .navbar-nav > li > a ,
12 body    a, .a,
13 body    .poll .poll-tags h4, h5, .h5, p, .p, p.smallText
14 body    .page_section p, .section-diagonal-left p, .section-diagonal-right p , .p2, .but
15 body    .section-landing .row > div .section-landing-sub-heading
16 body    h1, .h1,
17 body    .section-landing-heading,
18 body    .section-landing .row > div .section-landing-heading,
19 body    .section-inline-search .row > div h1,
20 body    .section-landing h1,
21 body    .section-search .header-search h1,
22 body    .page_section h1,
23 body    .color-inverse h1, h1 p, h2, .h2,
24 body    .page_section h2,
25 body    .color-inverse h2, h2 p, h3, .h3,
26 body    .page_section h3,
27 body    .color-inverse h3,
28 body    .sidebar-home h3,  h4, .h4, .poll .poll-header h4,
29 body    h1.siteTitle
30 {font-family: 'Abel', sans-serif;}
31
32
33 body .navbar, body .navbar-brand {min-height: auto; height: auto;}
34 body .navbar-nav {padding-top: 30px;}
35
36
```



MY BRANDING PROCESS



CUSTOM CSS

The screenshot shows a web editor interface with a sidebar on the left containing navigation icons for Pages, Styling, Data, and Set up. The main area is titled 'Styling' and includes 'Save' and 'Discard' buttons. Under the 'Themes' section, three theme preview cards are visible: 'Custom AI' (blue/teal), 'Orange' (orange/white), and a third one (light blue/white). The right pane shows a list of CSS files: 'bootstrap.min.css', 'theme.css', 'portalbasictheme.css', and 'nordic.css'. An 'Upload' button is located at the bottom right of the CSS list.

Pages

Styling

Save Discard

Themes

← Back to styles

Upload, edit, and manage your custom CSS files. Use your custom CSS files for advanced site styling. The file listed last will take higher precedence. [Learn more](#)

- bootstrap.min.css
- theme.css
- portalbasictheme.css

Custom CSS

↑ Upload ⓘ

Your custom CSS will be prioritized over theme.css, but not over portalbasictheme.css.

- nordic.css



CUSTOM CSS

Power Apps | Power Pages Management New look 🔍 + 🔼 : UA

i Check the site visibility before editing. If the site is set to public, changes made here will be visible immediately. Go to Power Pages to check the visibility of this site. [Learn More](#)

Content

- Content Snippets
- Basic Forms
- Lists
- Shortcuts
- Web Files**
- Multistep Forms
- Web Link Sets
- Web Pages
- Web Templates

Security

- Contacts
- Table Permissions

← | ↗ | **Save** | **Save & Close** | **+ New** | **Share** ▾

nordic.css - Saved
Web File


General Related ▾

File Options

Allow Origin	---	Hidden From Sitemap	* No
--------------	-----	---------------------	------

Miscellaneous

Display Order	200	Master Web File	---
Exclude From Search	No		



GO CUSTOM WITH VS CODE

The screenshot shows a web editor interface with a sidebar on the left containing navigation options: Pages, Styling, Data, and Set up. The main area is titled 'Styling' and includes 'Save' and 'Discard' buttons. Under the 'Themes' section, there are three theme preview cards: 'Custom theme', 'Custom AI', and 'Orange'. The 'Custom CSS' section lists three files: bootstrap.min.css, theme.css, and portalbasictheme.css. A modal dialog is open in the foreground, titled 'Edit in Visual Studio Code for the Web', with a close button (X) in the top right. The modal text reads: 'You are being redirected to Visual Studio Code (Preview) to make your edits. See the [Privacy](#) and [Terms of use](#)'. A blue button with a link icon and the text 'Open Visual Studio Code' is located at the bottom right of the modal. The background shows a preview of a website with a 'nordic summit' logo and a 'REGISTER' button.



GO CUSTOM WITH VS CODE

```
5  /*
6  This is the structured CSS that make up the graphical framework
7
8  | Color          | HEX      | RGBA          | Use
9  |-----|-----|-----|-----|
10 | Dark Gray      | #1e1e1e | 30, 30, 30, 1 | Body Text
11 | Lighter Dark Gray | #4d5358 | 77, 83, 88, 1 | Label Text
12 | Gray Hover Overlay | #efefef | 239, 239, 239, 1 | Left Menu Overlat
13 | Light Pink     | #fff9f9 | 255, 249, 249, 1 | Main Background
14 | Medium Gray    | #ccced1 | 204, 206, 209, 1 | Card Border
15 | Light blue     | #cddde7 | 205, 221, 231, 1 | Profile Avatar Background
16
17 /***** GLOBAL STYLES *****/
18
19 @import url('https://fonts.googleapis.com/css2?family=Abel&display=swap');
20
21 :root {
22     --ns-frost:          ■ #cddde7;
23     --ns-gray-darker:   □ #1e1e1e;
24     --ns-gray-dark:    □ #343a3f;
25     --ns-gray-medium:  □ #4d5358;
26     --ns-gray-light:   ■ #ccced1; /* Gray-35 */
27     --ns-gray-hover-overlay: ■ #efefef;
28     --ns-gray-hover-bg: □ rgb(135, 141, 150, 0.10); /* Button Outlined Hover Bg */
29     --ns-gray-90:      □ #21272a; /* Button Secondary Outline */
30     --ns-gray-80:      □ #343a3f; /* Button Secondary Outline */
31     --ns-gray-60:      □ #697077; /* Disabled text and border */
32     --ns-gray-40:      ■ #a2a9b0; /* Disabled outline button border and text */
33     --ns-gray-30:      ■ #e1e1e1; /* Disabled bg */
34     --ns-gray-10:      ■ #f8f8f8; /* Disabled outline button bg */
35
36     --ns-font:          'Abel', sans-serif;
```



GO CUSTOM WITH VS CODE

```
36  --ns-font: 'Abel', sans-serif;
37  }
38
39
40  /* revert Arial Font declaration */
41  body {font-family: 'Open Sans', sans-serif;}
42  body footer,
43  body .btn-default, .btn-primary,
44  body .navbar-static-top.navbar .menu-bar > .navbar-nav > li > a ,
45  body .navbar-inverse .navbar-nav > li > a ,
46  body a, .a,
47  body .poll .poll-tags h4, h5, .h5, p, .p, p.smallText
48  body .page_section p, .section-diagonal-left p, .section-diagonal-right p , .p2, .button1
49  body .section-landing .row > div .section-landing-sub-heading
50  body h1, .h1,
51  body .section-landing-heading,
52  body .section-landing .row > div .section-landing-heading,
53  body .section-inline-search .row > div h1,
54  body .section-landing h1,
55  body .section-search .header-search h1,
56  body .page_section h1,
57  body .color-inverse h1, h1 p, h2, .h2,
58  body .page_section h2,
59  body .color-inverse h2, h2 p, h3, .h3,
60  body .page_section h3,
61  body .color-inverse h3,
62  body .sidebar-home h3, h4, .h4, .poll .poll-header h4,
63  body h1.siteTitle
64  {font-family: var(--ns-font);}
65
66
67  body .navbar, body .navbar-brand {min-height: auto; height: auto;}
68  body .navbar-nav {padding-top: 20px;}
```



WEB TEMPLATE COMPONENTS

NordicSummit2023DEV > web-templates > <> Card.html > ...

```
1 <div class="card{% if classes %} {{ classes }}{% endif %}">
2   {% if header and header != '' %}
3   <div class="card-header">
4     {{ header }}
5   </div>
6   {% endif %}
7   {% if body and body != '' %}
8   <div class="card-body">
9     {{ body }}
10  </div>
11  {% endif %}
12  {% if footer and footer != '' %}
13  <div class="card-footer text-end">
14    {{ footer }}
15  </div>
16  {% endif %}
17 </div>
```

```
19 {% manifest %}
20 {
21   "type": "Functional",
22   "displayName": "Card",
23   "description": "Generic card component.",
24   "params": [
25     {
26       "id": "header",
27       "displayName": "Header",
28       "description": "Header content."
29     },
30     {
31       "id": "body",
32       "displayName": "Body",
33       "description": "Main text content."
34     },
35     {
36       "id": "footer",
37       "displayName": "Footer",
38       "description": "Footer content."
39     },
40     {
41       "id": "classes",
42       "displayName": "Supplemental classes",
43       "description": "Additional classes"
44     },
45   ]
46 }
47 {% endmanifest %}
48
```



WEB TEMPLATE COMPONENTS

NordicSummit2023DEV > web-pages > Profile > <> Profile.en-US.webpage.copy.html >  p

```
1  <!-- CAPTURE -->
2  {% capture profile_body %}
3      <h5 class="card-title">Profile</h5>
4      <ul class="list-group list-group-flush">
5          <li class="list-group-item">First name: {{user.firstname}}</li>
6          <li class="list-group-item">Last name: {{user.lastname}}</li>
7          <li class="list-group-item">Email: {{user.emailaddress1}}</li>
8      </ul>
9  {% endcapture %}
10
11
12  {% include 'Card' header:'Profile' body: profile_body classes: 'rounded border mb-3' %}
13
```



WEB TEMPLATE COMPONENTS

[Home](#) > [Profile](#)

Profile



Ulrikke Akerbæk

Profile

Profile

Profile

Your contact information

First name: Ulrikke

Last name: Akerbæk

Email: ulrikke@powerplatformboost.com

[Go somewhere](#)



WANT TO LEARN MORE?



22/09/2022 / ULRISKE AKERBÆK / CSS

UPLOAD CUSTOM CSS TO POWER PAGES



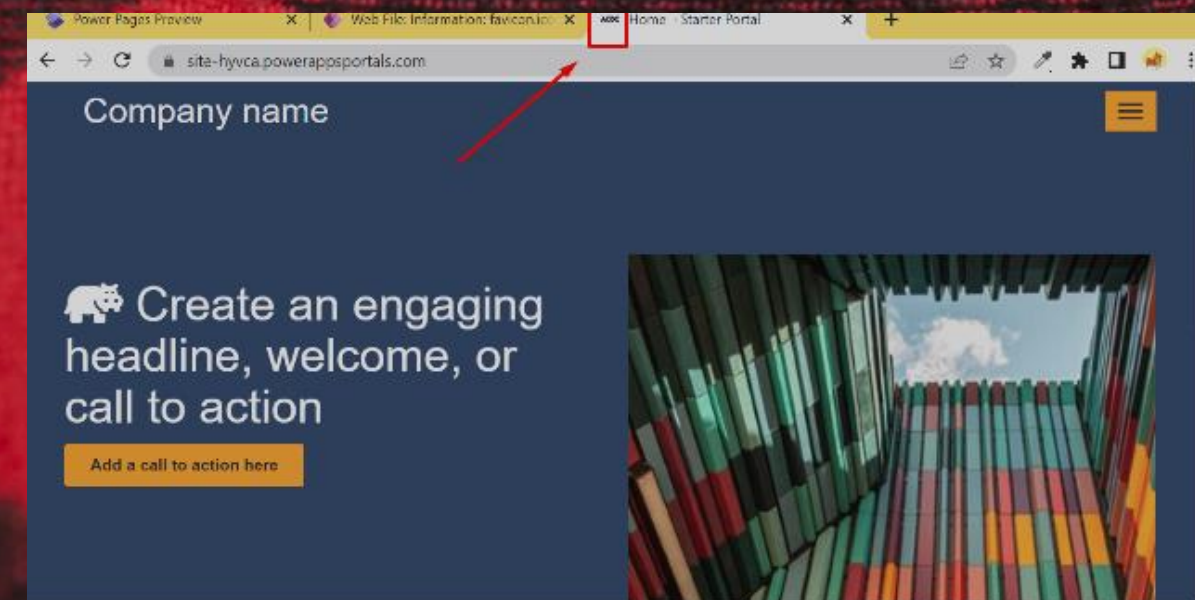
11/09/2022 / ULRISKE AKERBÆK / CSS

POWER PAGES BRANDING – VS CODE, CLI, CSS AND SCSS



23/09/2022 / ULRISKE AKERBÆK / CSS

HOW TO STYLE POWER PAGES



23/09/2022 / ULRISKE AKERBÆK / PORTAL

ADD BROWSER ICON (FAVICON) TO POWER PAGES



TOOLS



* CSS-TRICKS



- <https://www.w3schools.com/>
- <https://css-tricks.com/>
- <https://getbootstrap.com/>
- <https://sass-lang.com/>



SPONSORS



GOLD SPONSORS



SILVER SPONSORS



COMMUNITY SPONSORS



THANK YOU!

DOWNLOAD THIS
PRESENTATION
AS PDF



ulrikke@akerbak.com



[/ulrikke](#)



[@ulrikkeakerbk](#)



[@ulrikkeakerbk](#)



www.ulrikke.akerbak.com

ITERA





THANK YOU!



Fill in to win Prizes!

<https://bit.ly/3SLZ8Q5>