

Portallunsj - Mai 2024

Onsdag 15. Mai 2024 - kl. 11:00 - 12:30

På Norsk | Ikke opptak | Nyheter | Eventer

Av Ulrikke Akerbæk og  
Power Pages User Group Norway



## Ulrikke Akerbæk

LinkedIn [/ulrikke](#)

Twitter [@ulrikkeakerbk](#)

Epost [ulrikke@akerbak.com](mailto:ulrikke@akerbak.com)

Blogg [ulrikke.akerbak.com](http://ulrikke.akerbak.com)

Power Platform Practice Lead

@ Itera Fredrikstad

Microsoft Business Applications MVP

- SharePoint
- Dynamics 365
- Power Platform
- **POWER PAGES <3**
- Brukeropplevelse

Denne presentasjonen  
finner du på

[ulrikke.akerbak.com/  
portallunsj](http://ulrikke.akerbak.com/portallunsj)



Stig Ark

LinkedIn [/stigark](#)

Twitter [@stigark](#)

Epost [stig.ark@gmail.com](mailto:stig.ark@gmail.com)

Blogg [stigark.com](http://stigark.com)

# stigark

About >

[Power Automate](#) [Power Platform](#) [Power Pages](#) [Pipeline](#) [Site settings](#)

## Extending the Power Platform Pipeline

Power Platform Pipelines has officially graduated from its preview phase. However, they're still ironing out a few things, which they're actively addressing. For the time being, I've found a handy workaround that updates site settings and ensures that authentication credentials are automatically updated during deployment.

[May 3, 2024](#)

[Read post](#)

Power Platform Developer @ Itera Fredrikstad

Front-end. Digital-design. Photography.

# Når er det Portallunsj?

Midt på dagen	kl. 11.00
Midt i uka	Onsdag
Midt i måneden	15.-ish
Midt i kvartalet	feb - mai - aug - nov



Power Pages User Group Norway



Photo by [Zaur Ibrahimov](#) on [Unsplash](#)

# Husregler



Camera på



Unmute



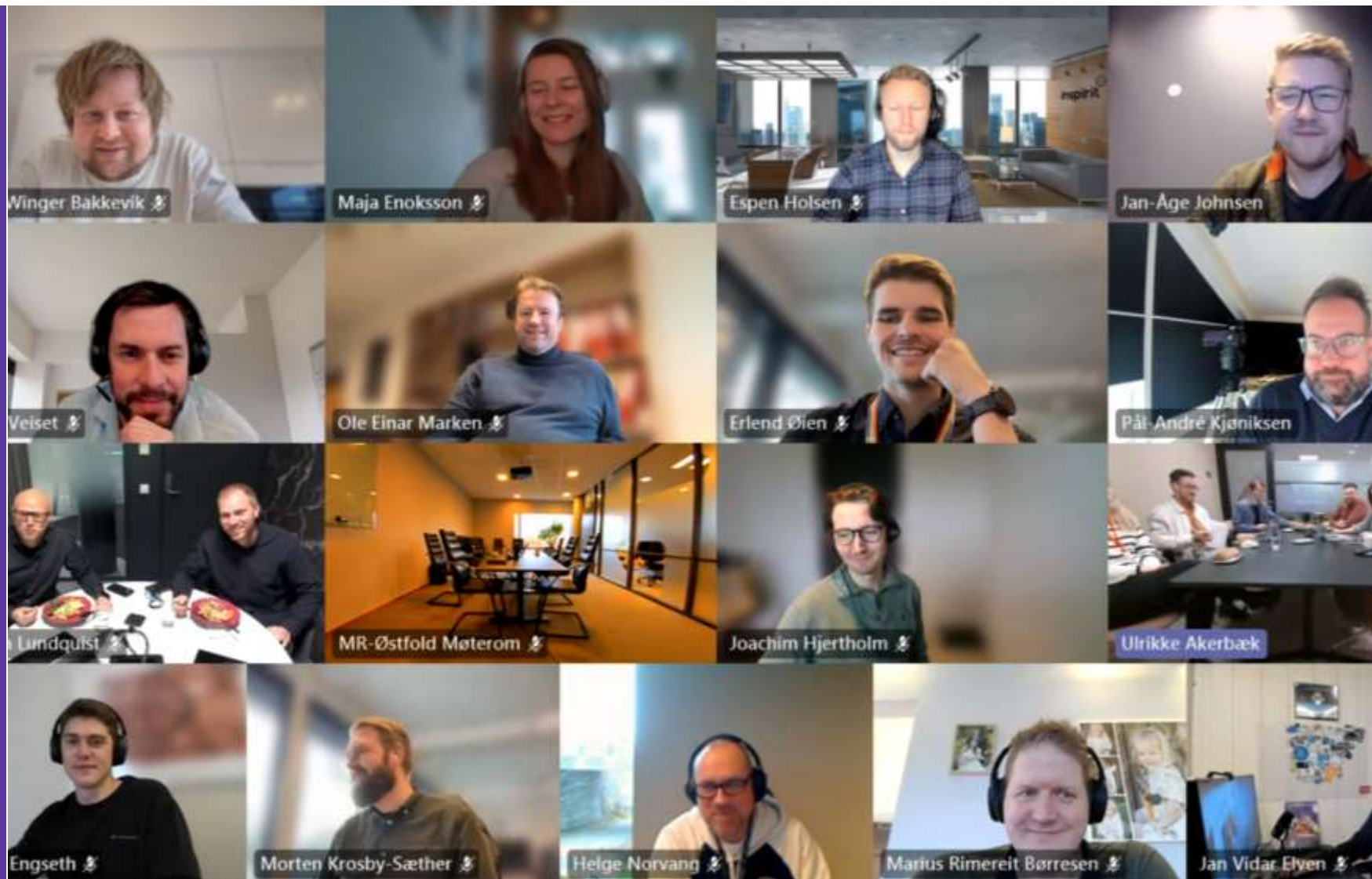
Still spørsmål



Bruk chat

# SMIIIIIIIL :D

Skru på kamera og bli med på bilde!  
Bildet vil bli brukt i sosiale medier.



# Agenda

Nyheter

Ut-av-boksen-tema: Sikkerhet (Ulrikke)

Avansert tema: Extending Power Platform Pipelines (Stig)

Arrangementer

Ressurser

Neste møte



Photo by [Pierre Borthiry - Peiobty](#) on [Unsplash](#)

# Last ned dagens presentasjon

Du kan laste ned dagens presentasjon som en PDF og få med alle klikkbare linker fra

<https://ulrikke.akerbak.com/portallunsj>



## PORTALLUNSIJ

[Last ned tidligere presentasjoner lenger ned på siden.](#)



Neste Portallunsj

### Visit Power Pages User Group Norway.

#### Information about Portallunsj (in Norwegian)

Vi samles en gang i kvartalet for å diskutere og dele erfaringer fra Power Pages på norsk!

Siden det er fast som vi ønsker nybegynnere eller avanserte portal-til-til med på disse portallunsjene har vi innhold for både dem som akkurat har begynt å leke med Portals, og dem som er mest interessert i avanserte Portals-temaer.

#### Fast kjøreplan:

- Nyheter
- Arrangementer
- Ut-til-boks-temaer
- Avanserte temaer
- Neste møte

Kom gjerne med innspill og ideer hvis du har noe du vil dele, eller forslag til hvilken ut-til-boksen-funksjon eller avanserte tema du ønsker å vite mer om. Det kan være all fra dem som er en liten featurer du søker med i en trail til å presentere en hel portal du jobber på. Vi gladder oss til å se hva du jobber med om dagen.

Spri ordet og del med de du kjenner som er interesserte i Power Pages der ute. Her er møtet å koble sammen nettverket til alle som jobber med Portals i Norge så vi kan bli bedre sammen!

Håper at sees

Hilsen Ulrikke Akerbak og resten av Power Pages User Group Norway

[Last ned presentasjoner fra tidligere](#)

[Portallunsjer](#)

[www.ulrikke.akerbak.com/portallunsj](https://ulrikke.akerbak.com/portallunsj)

Nytt siden sist



Photo by [Adriana Leon](#) on [Unsplash](#)

# Migrate standard data model sites to enhanced data model (preview)

Power Pages Docs

## Step 2. Migrate the site data from standard to enhanced data model

Use the following command to migrate your site data to the enhanced data model.

```
pac powerpages migrate-datamodel --webSiteId [WebSiteId-GUID] --mode [type-of-data]
```

The **Mode** can have 3 values:

- **configurationData**: migrate the metadata for website. More information: [List of tables to store configuration data](#)
- **configurationDataReferences**: migrate the transactional data for website. More information: [List of tables to store nonconfiguration data](#)
- **all**: migrate both types of data.

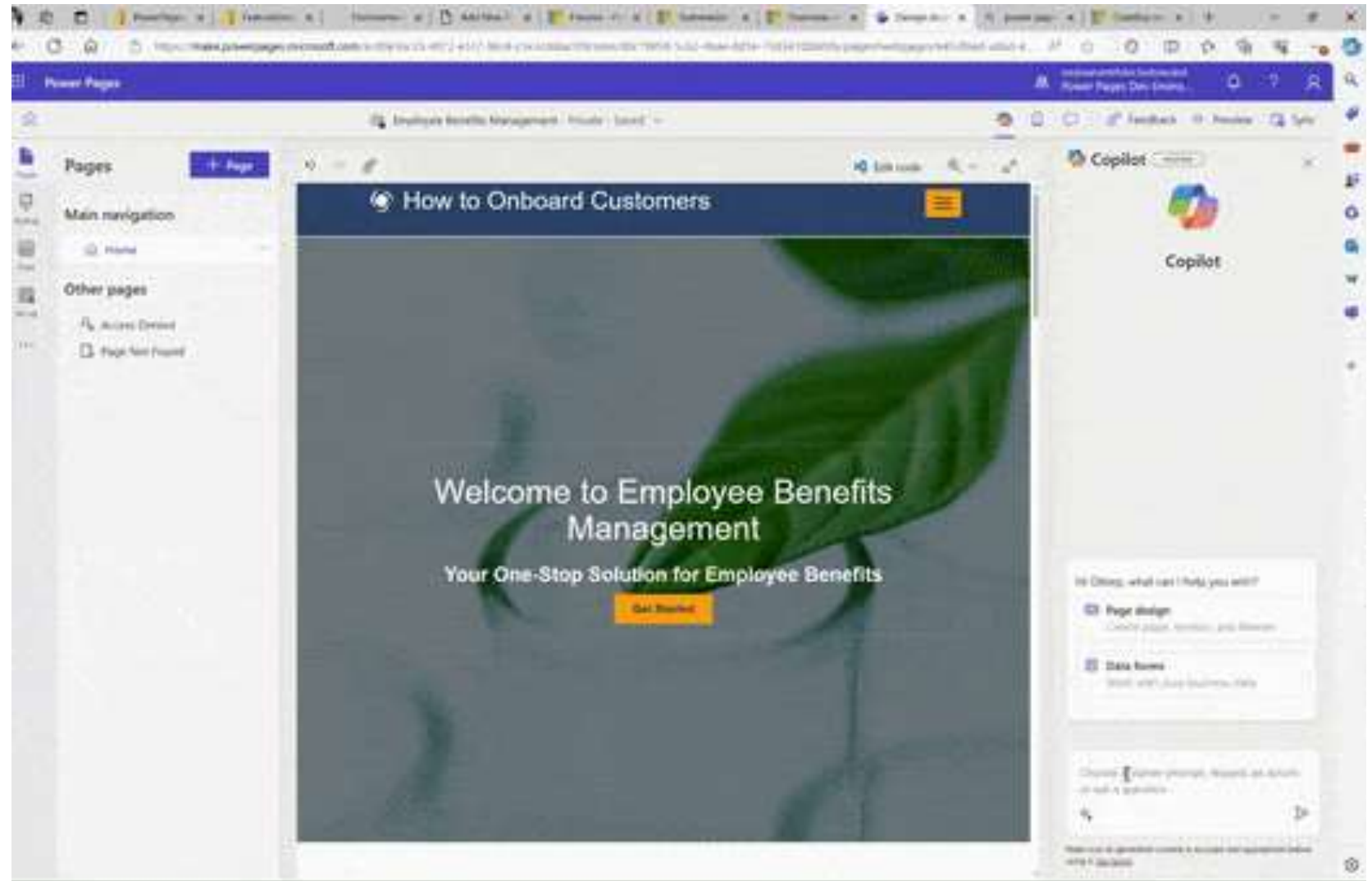
### Example

```
pac powerpages migrate-datamodel --webSiteId 076bf556-9ae6-ee11-a203-6045bdf0328e --mode all
```

The migration tool verifies the solutions. If there's a standard data model solution present without a respective enhanced data model solution for the mentioned template, a warning is displayed: `Found template <template-name>. One of the prerequisite for migrate needs Enhanced data model template`

# Summarize documents into FAQ Web Pages using Power Pages Design Studio Copilot

Dileep Singh



# Configure Omnichannel with Power Pages site copilot (preview)

Power Pages Docs

## Enable Omnichannel live widget in Power Pages

1. Open the [Portal Management app](#) for the selected site.
2. Open [Header web template](#) of the associated site.
3. Use the substitution liquid tag to add the live widget script you copied when you [completed the chatbot setup](#).



The screenshot shows the 'Header' web template editor. The 'General' tab is selected, and the code editor displays the following code:

```
76     });  
77   });  
78 /script  
79 {% substitution %}  
80 <script v2 id="Microsoft_Omnichannel_LCWidget" src="https://oc-cdn-public-ocw.azureedge.net/livchatwidget  
81 {% endsubstitution %}
```

4. Save the template.
5. In the left-hand menu, select **Site Settings**.
6. Choose **+ New**.
7. Create "*SiteCopilot/EnableOmniChannelWidget*" site setting and set value to `true`.
8. Save and preview the site.

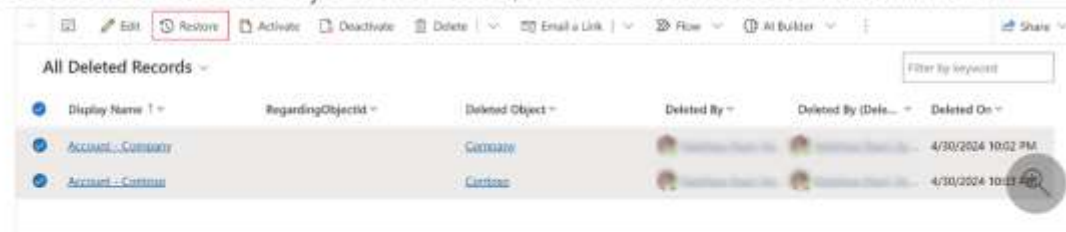
# Restore deleted records with code (preview)

Power Apps Docs

## View and restore the deleted records in Power Apps

Viewing and acting on the deleted records in the Power Apps user experience is only enabled for System Administrators in the preview phase.

1. Sign in to the [Power Platform admin center](#) as a user with the system administrator security role.
2. Select **Environments** and open the environment you want to view and restore deleted records.
3. Go to **Settings > Data management > View Deleted Records**.
4. You can view all the deleted records from all tables in a new tab.
5. Select one or more records you wish to restore, and then select **Restore** on the command bar.



6. Select **Ok** to confirm the action to restore.

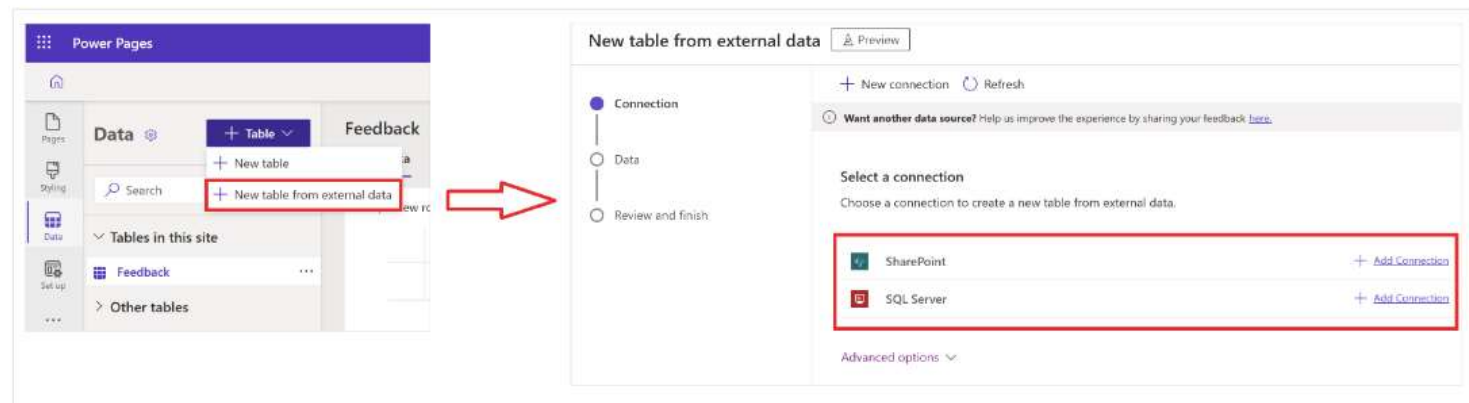
# Integrate virtual tables with Power Pages

Power Pages Docs

Virtual tables integrate data from external data sources by seamlessly representing that data as tables in Microsoft Dataverse, without data replication. Solutions, apps, flows, and more can use virtual tables as if they're native Dataverse tables. Virtual tables allow for full create, read, update, and delete privileges unless the data source they're connecting to specifically forbids it.

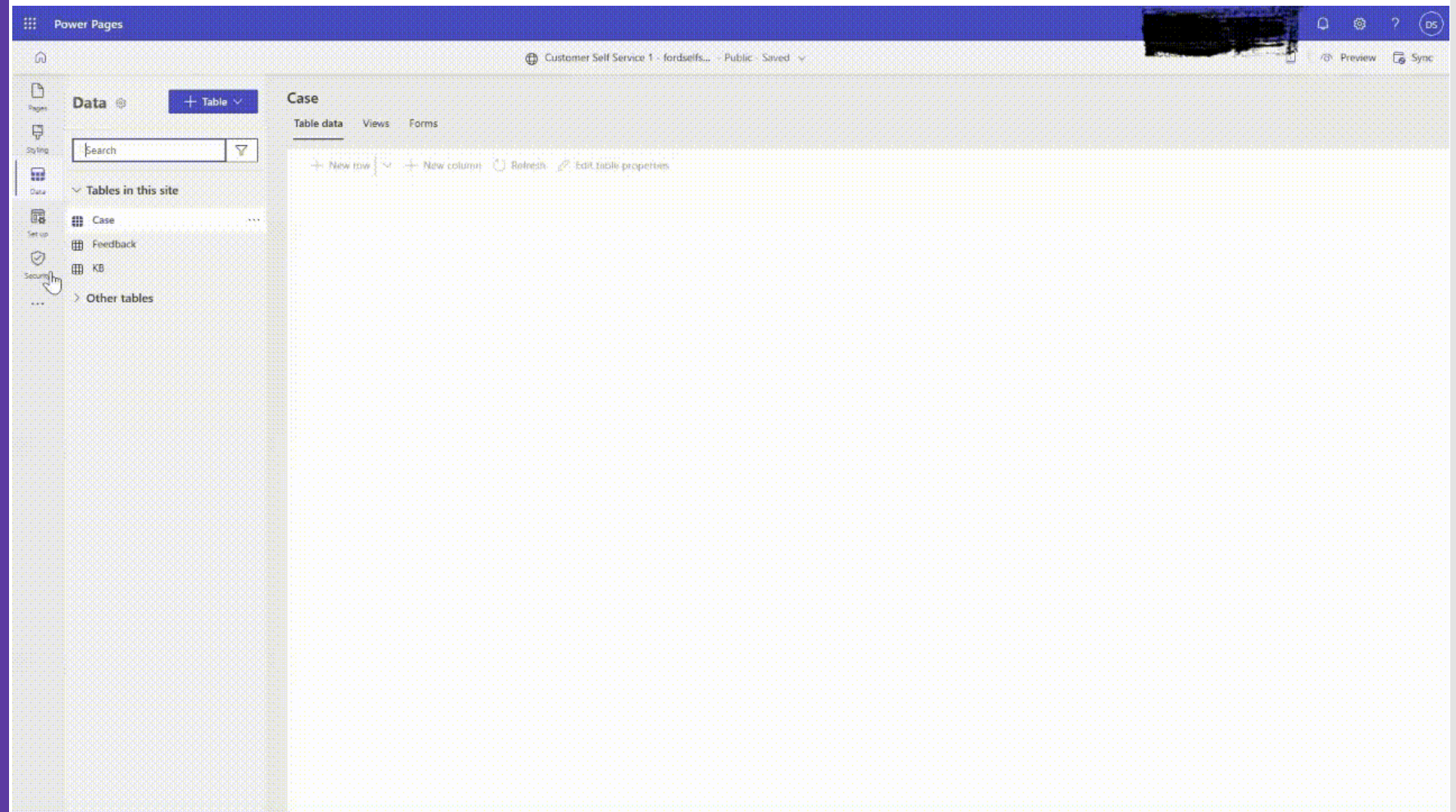
You can create virtual tables using the following virtual connector providers inside Data workspace:

- [SQL Server](#)
- [Sharepoint](#)
- [Microsoft Fabric \(preview\)](#)
- [Salesforce \(preview\)](#)



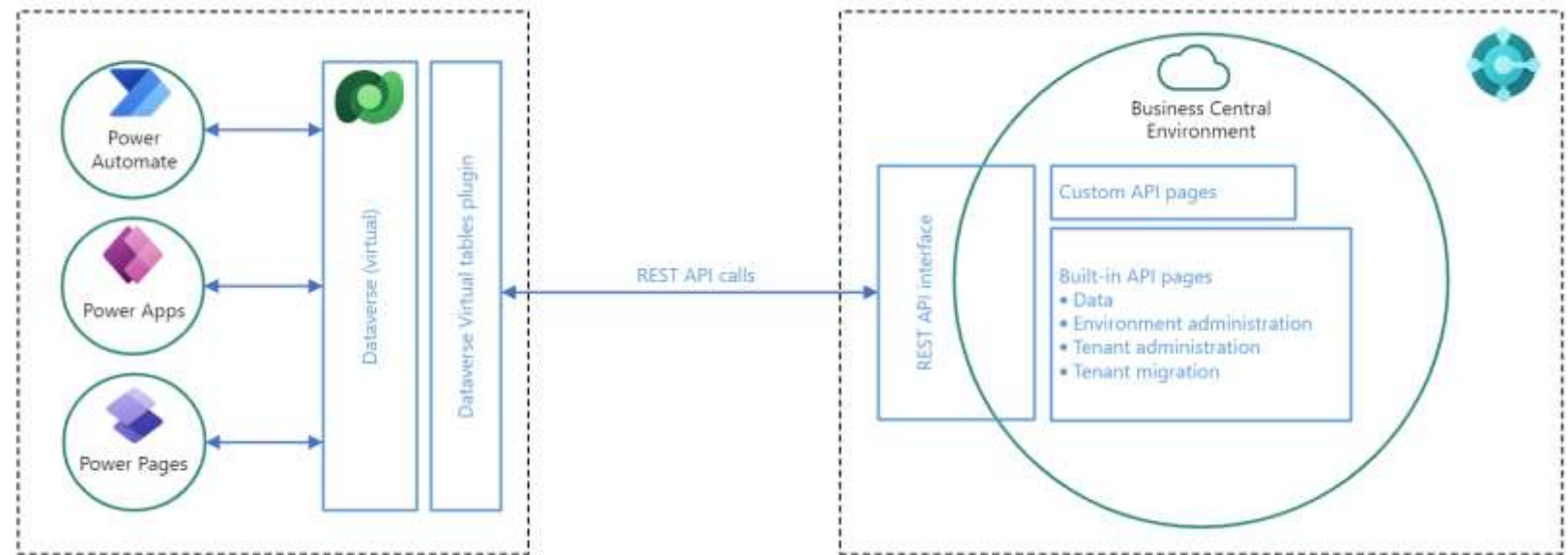
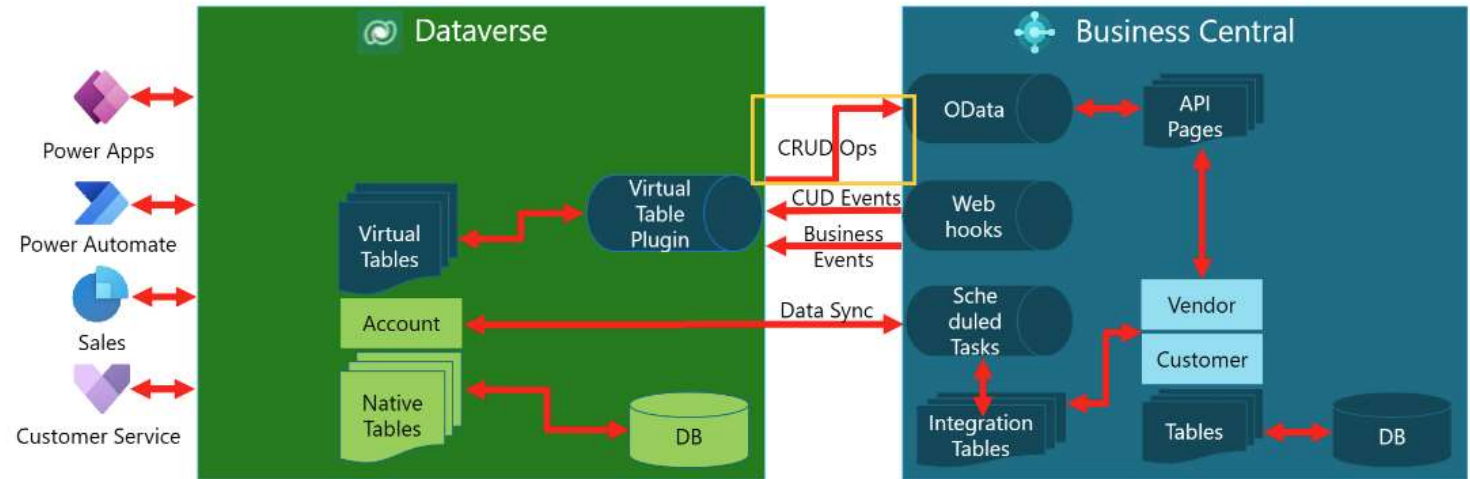
# Introducing Salesforce virtual table support for Power Pages (Preview)

Petri Simolin



# Power Pages on virtual tables (preview)

Business Central  
Docs



# What's new: Using Power Pages with Business Central

Business Central  
YouTube channel

Microsoft Dynamics 365



## Anonymous/authenticated access for external/internal users

Power Pages on virtual tables enables access to Business Central data in these three scenarios:

1. **Anonymous** read-only access for **external**/unlicensed users w/o signing in
2. **Authenticated** access for **external**/unlicensed users after registration & signing in
3. **Authenticated** access for **internal**/licensed users after signing in

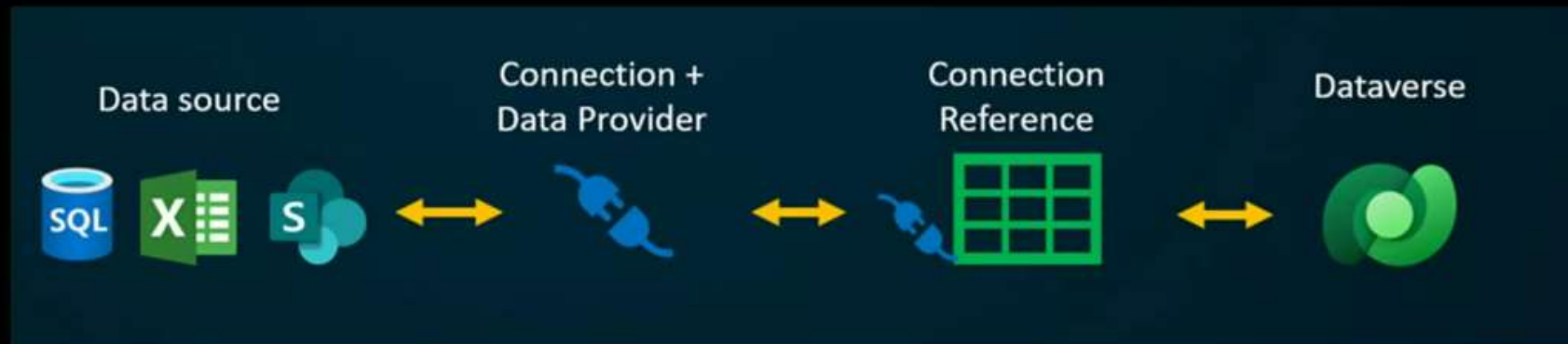
External vs. internal users, from Dynamics 365 Licensing Guide:

*External user access is available in limited situations to customers and third parties who interact with your organization or its affiliates (that is, separate companies or contractors). Off site vendors who are **not in employee-like relationships** (such as IT help desk vendors who serve multiple organizations) also qualify as **external users**. These external users **do not require user licenses** to access Dynamics 365. Limited external user access is included with your internal user licenses. However, the graphical interfaces for Business Central, Sales, Customer Service, and Field Service may not be accessed by external users. You also have the option to license **Power Pages** to provide external access to your business processes or data. External user access does not extend to your **employees**, onsite or independent contractors, vendors, agents, or those of your affiliates who are **providing business processes on behalf of you or your affiliate**. Those users are considered **internal users**.*



# Introduction to Virtual Tables

- Virtual tables enable integrating data from external data sources by seamlessly presenting the data as tables in Dataverse
- Connection is made to external data source using connections and data is fetched and stored using a data provider
- Custom data providers are supported
- Virtual tables can be used like regular tables (with limitations)



# Scenarios

- **Web to lead**
  - Power Pages web frontend captures contact information directly into e.g. Salesforce as lead
- **Supplier collaboration**
  - Suppliers enter order commitment and shipment data through Power Pages website into SQL Server database for analysis. Internal Power Pages website reads data from SQL Server or Fabric and shows a supplier performance dashboard using Power BI data controls
- **Self-service support ticket creation**
  - Power Pages web frontend captures issue details directly into e.g. Salesforce as case

## Planned external data connectivity work

- **Oracle** data provider will be released to public preview during May
- **Azure Tables** and **Postgresql** data providers are planned
- **SAP Supplier Portal template for Power Pages**
  - Integrates with SAP using Cloud flows and Power Platform SAP/ERP connector
  - Complements the SAP Procurement Power Apps template
  - Provides frequently asked vendor/supplier self-service scenarios
    - Profile management
    - Order management
    - Invoice management
  - Will be covered in later sessions

## Tech Talks: New Meeting Series Invite! 📅

### **IMPORTANT:** Updated Meeting Series Invitation

- **As of Thursday, July 20th**, the call series meeting invitation has changed.
- To join us for all calls moving forward, please use the following link to download and save the new meeting series to your calendar:

<https://aka.ms/TechTalksInvite>



### Call to Action:

1. Go to <https://aka.ms/TechTalksInvite> and download and save the meeting series to your calendar, organized by Kellie Piber
2. Delete the old meeting series invite titled, *[NEW INVITE] Tech Talks Power Platform Partner Community Call*, organized by Alicia Sobiek

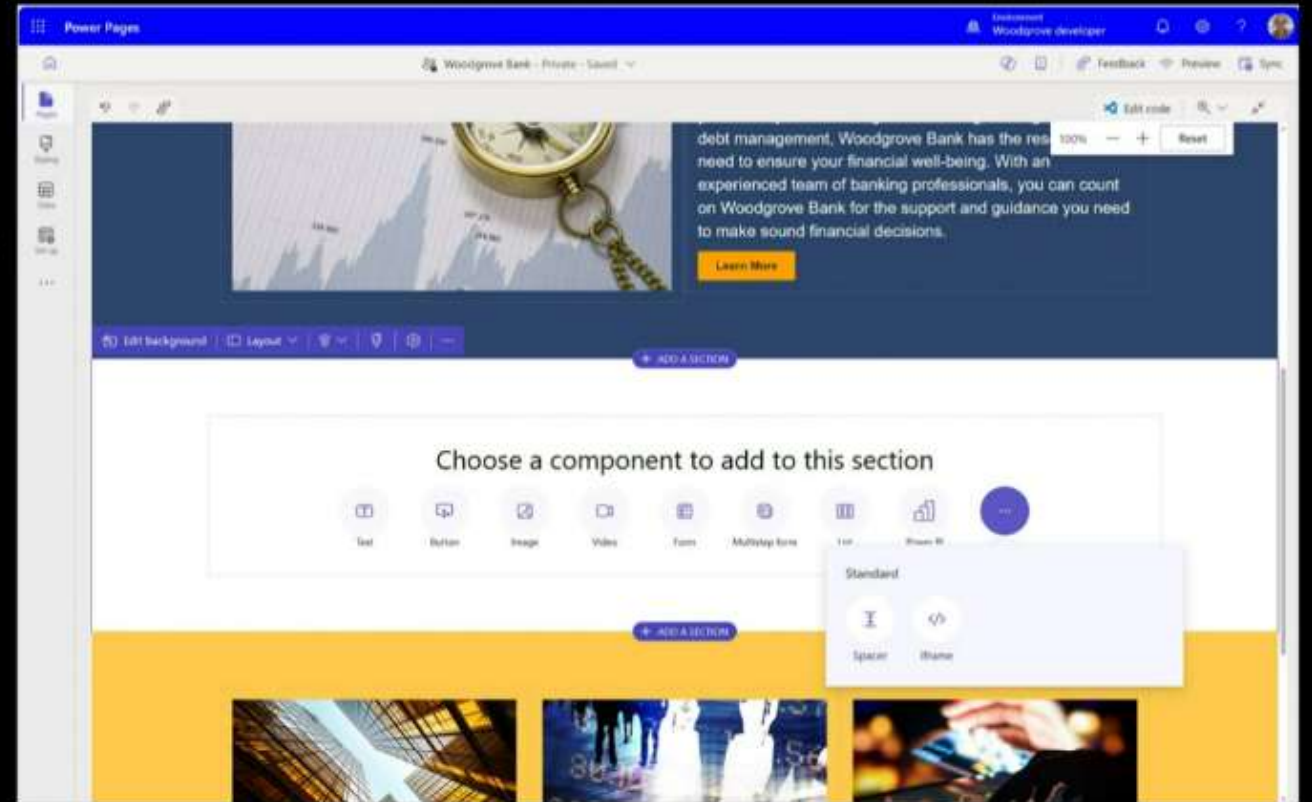
Labels:

Power Platform

Tech Talks

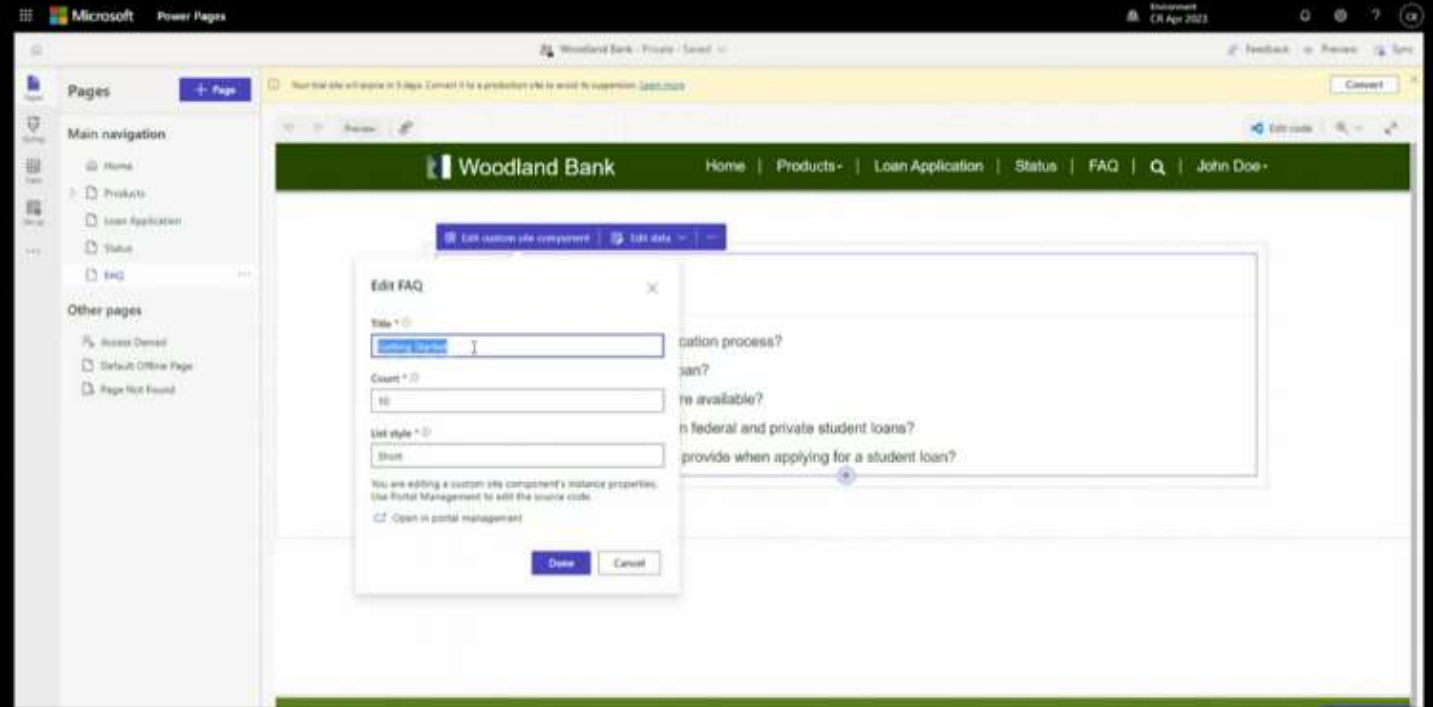
# Out of box controls

- 11 OOB Controls
  - Primitives – Text, Button, Image, Section etc.
  - Data bound – **Forms, Lists**
  - Reporting - Power BI



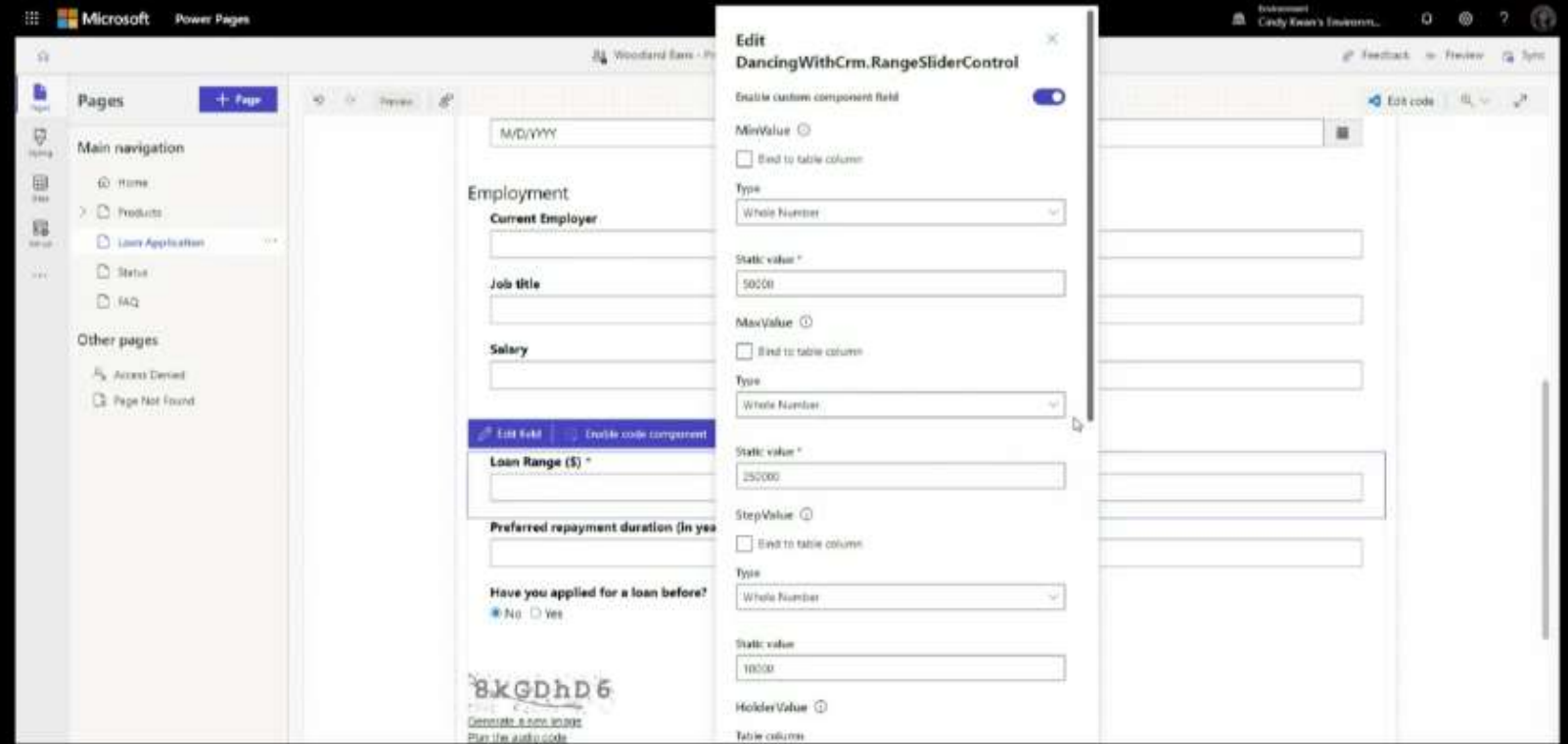
# Web templates as Controls

- Power Pages specific type for creating reusable Controls e.g. Header, Footer, Cookie Banner and more ..
- Authored using HTML mark-up, Liquid Templating, CSS, JS in VS Code or the Pages mgmt. app
- Pro-devs have the control and flexibility to enable configurations of web templates via a manifest definition.
- Low-code makers can configure web templates in Design Studio improving maintainability of sites.



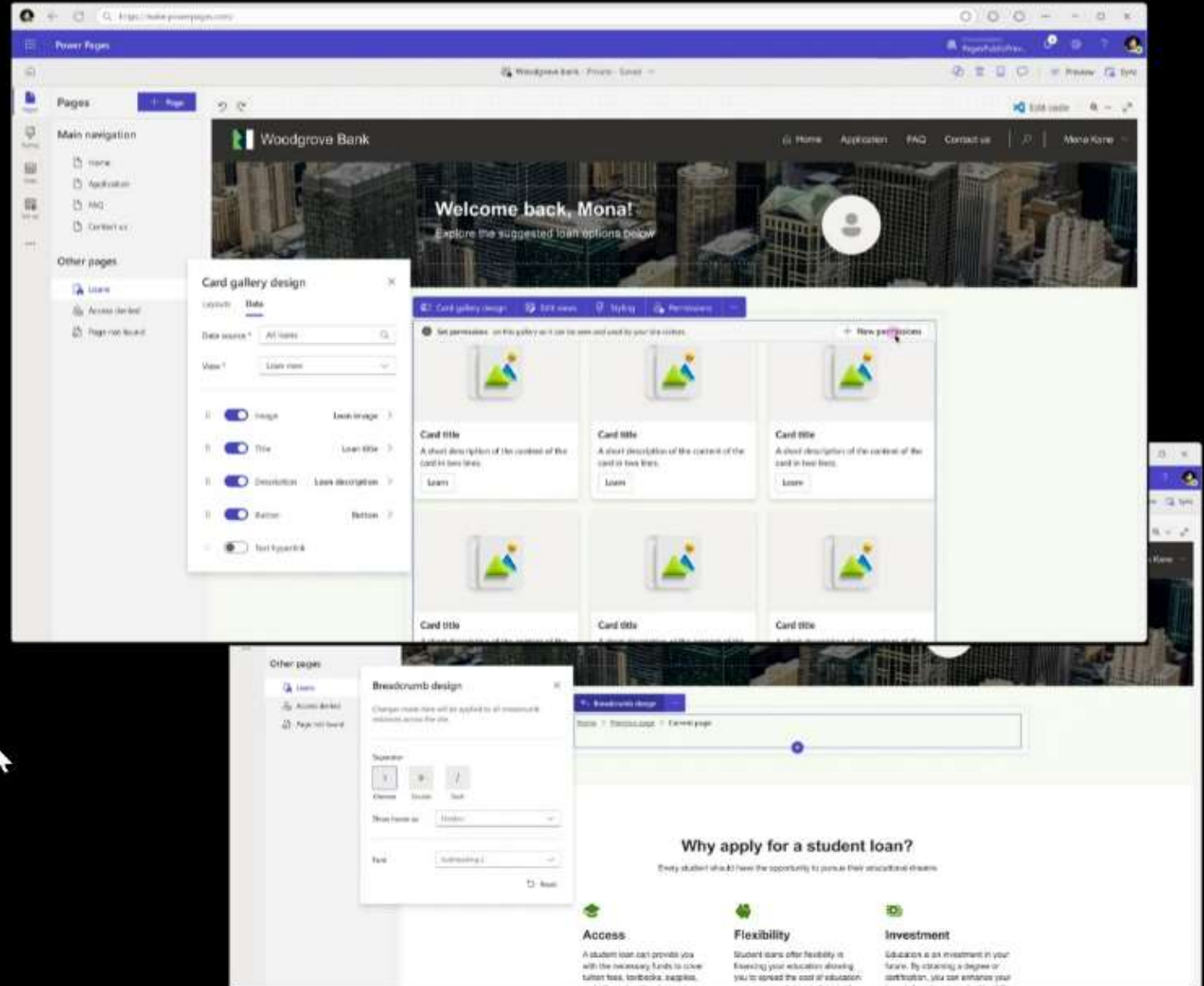
# Code components (PCF)

- Power Platform wide reusable Controls
- Pages support – field, dataset (list), webpage
- Authored using Power Apps component Framework and VS Code + PAC CLI tools



# New OOB Controls

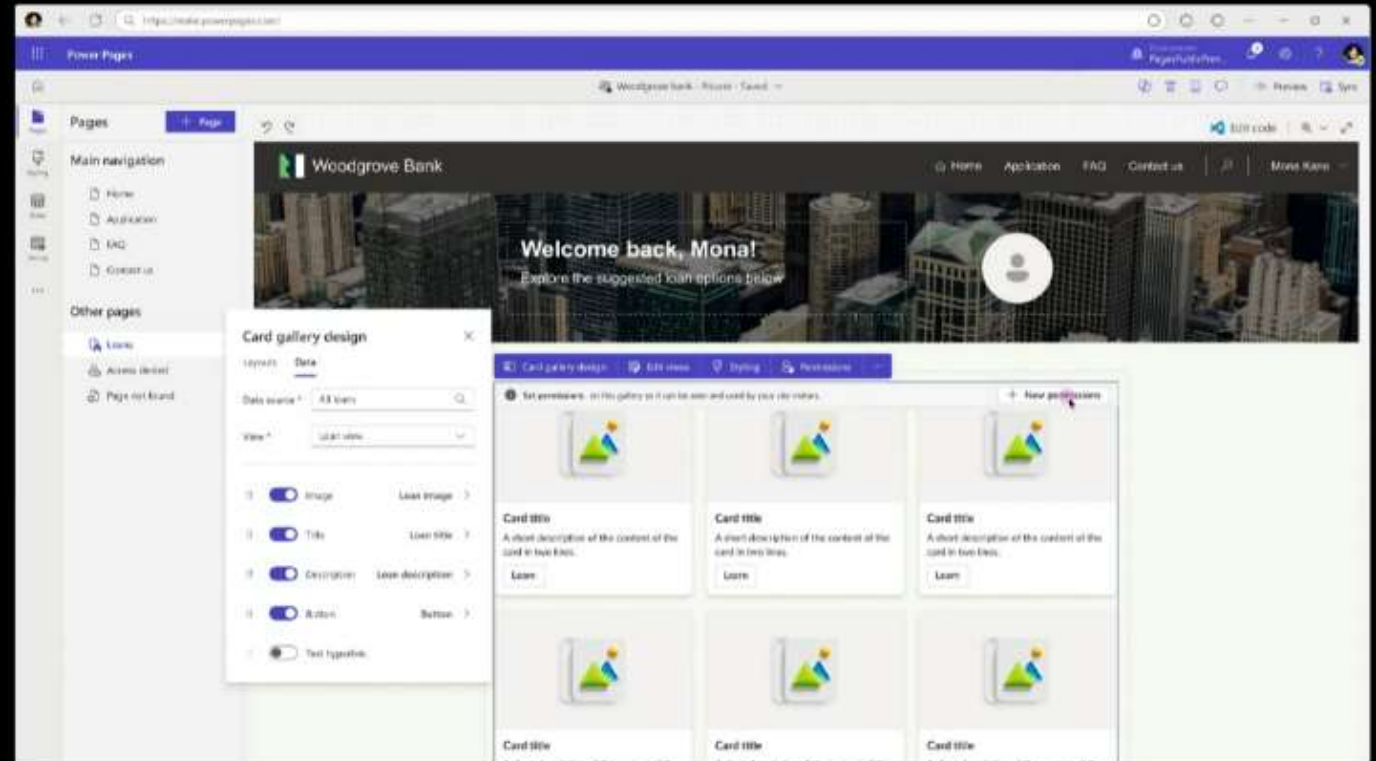
- Three new OOB controls coming in May'24!
  - Card Gallery
  - Breadcrumb
  - Flex Container



Coming soon

# Card Gallery

- Multiple different layouts
- Connect with any existing Dataverse or Virtual table
- Granular data binding – bind each element e.g., image, title, description & more
- RBAC with table permissions
- WYSIWYG styling at gallery, card and element level



Demo



## Pages

+ Page



## Main navigation

Home

PR

> Pages

LayoutDemo



## Other pages

Access Denied

Page Not Found



Edit code



# The Amazing Event Company



SECTION



## Choose a component to add to this section



Text



Button



Image



Video



Card gallery



Form



Multiten form



List



### Standard



Spacer



Iframe



Flex container



Breadcrumb

### Connected to data



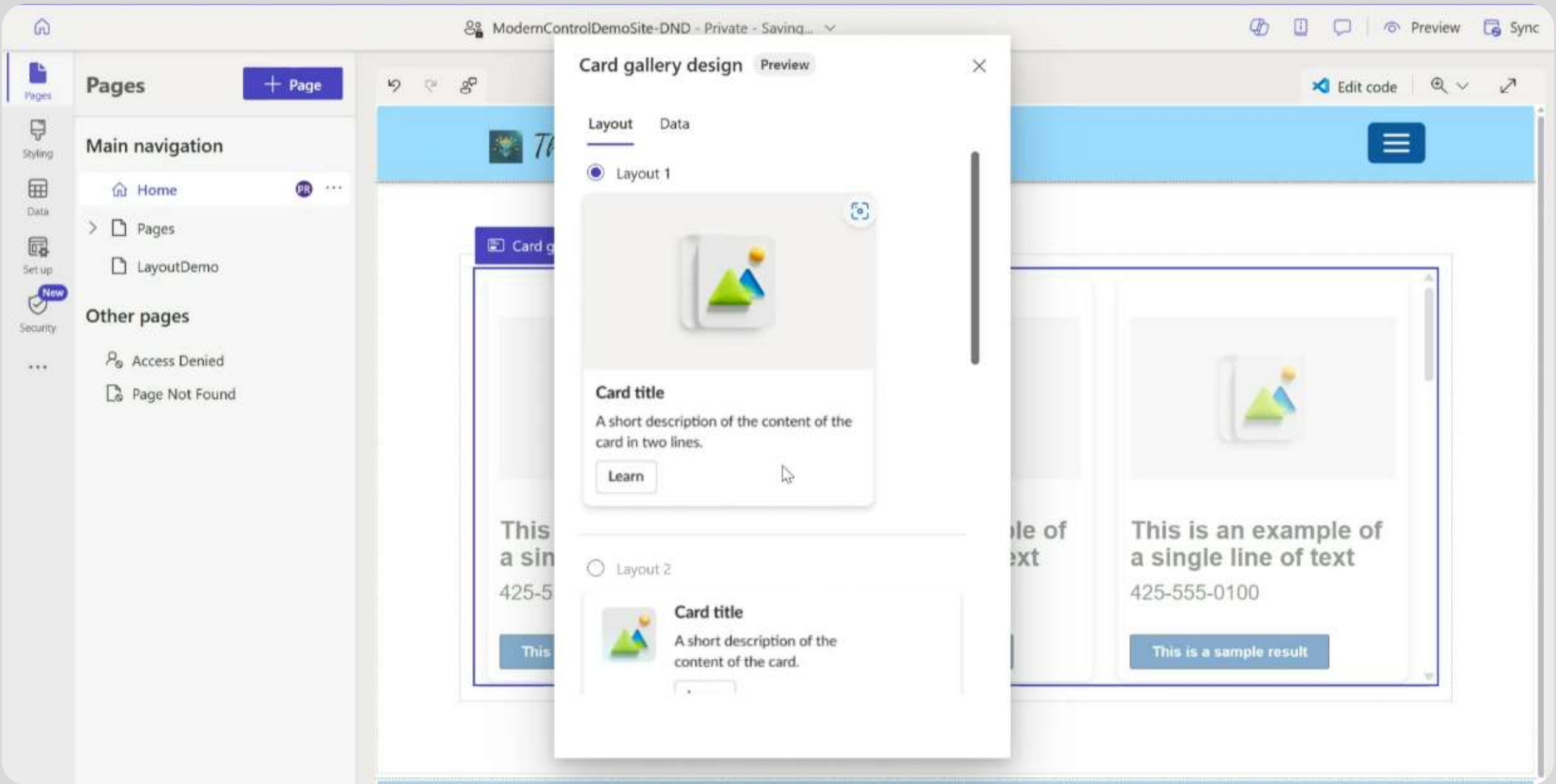
Power BI



Edit background



Edit code



### Card gallery design Preview

Layout Data


Layout 1



**Card title**  
A short description of the content of the card in two lines.

[Learn](#)

Layout 2



**Card title**  
A short description of the content of the card.

[This is a sample result](#)



## Pages

+ Page



## Main navigation

Home

PR

> Pages

LayoutDemo



New

Security

## Other pages

Access Denied

Page Not Found

...



Edit code

### Card gallery styling

Preview

Gallery Cards Style

Title Subheading 1

Description Paragraph

Button style Primary

Link Style Underline

Image size Scale to fill

Copy design Paste design Reset

Card gallery

*This is an  
line of text*

This is an  
multiple li

This is a

*of a single*

e of  
t

of a single



*This is an example of a single  
line of text*

This is an example of  
multiple lines of text

This is an example of a single  
line of text

# In Planning

- Accordion
- Tree control
- Carousel
- List Group
- Timeline
- Calendar



FAQs

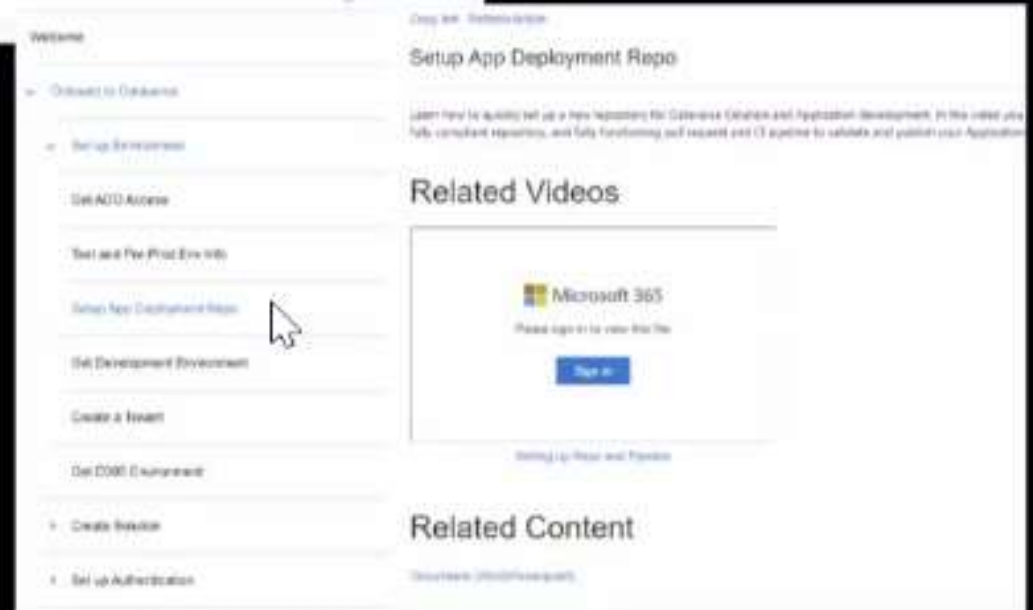
- What are the different Premium Services available to home users?
- What should I do if I have purchased the wrong Premium Service?
- How do I use the Premium Service I have purchased?
- Do I need to activate or register my Premium Service?
- Can I transfer my Premium Service to another user?

You can only transfer a specific service, which are our "hands-on" on-site services. The Premium 24x7 Support Plan and IT response cannot be transferred because it is tied to your product's serial number. All Premium customers who contact the Support phone line will need to provide a valid service code or serial number that can be found in your order confirmation email.

Keep your service code or serial number in a safe place. Users may need to go through a validation process to receive their warranty for this service.

Only users registered under the serial number or service code can use any of the services included in the Premium 24x7 Support Plan and IT response.

- Where can I find my service code or serial number?
- What are the prerequisites and validity of it to Claim Service?



Welcome

- Get started with Outlook
- Setup Environment
- Get AAD Access
- Test and Test Prod Env with
- Setup App Deployment Repo
- Get Development Environment
- Create a tenant
- Get O365 Environment
- Create tenant
- Set up Authentication

Setup App Deployment Repo

Learn how to quickly set up a new repository for Customer Creation and Application Development. In the video, you fully compliant repository, and fully functioning self-tenant and CI pipeline to validate and publish your Application.

Related Videos

Microsoft 365

Please sign in to view this file

Sign in

Related Content

Documents (1/20/2020)

In planning

Hvilken komponent skulle du hatt?

Skriv i chat, hvis du kan ;)



Photo by [Sébastien Goldberg](#) on [Unsplash](#)

# Sikkerhet

Ut-av-boksen tema

Ulrikke



Photo by [Jp Valery](#) on [Unsplash](#)

# Ressurser

## Docs

[Power Pages security | Microsoft Learn](#)

## Learn

[Set up Power Pages security - Training | Microsoft Learn](#)

## Whitepapers

- <https://learn.microsoft.com/en-us/power-pages/guidance/white-papers/architecture>
- <https://learn.microsoft.com/en-us/power-pages/guidance/white-papers/architecture>

# Bruker du Power Platform Pipelines?

Opp med en Teams-hand!



Photo by [Glib Albovsky](#) on [Unsplash](#)

# Extending Power Platform Pipelines

Avansert tema

Stig Ark




Photo by [Janosch Diggelmann](#) on [Unsplash](#)



Stig Ark

LinkedIn [/stigark](#)

Twitter [@stigark](#)

Epost [stig.ark@gmail.com](mailto:stig.ark@gmail.com)

Blogg [stigark.com](http://stigark.com)

# stigark

About >

[Power Automate](#) [Power Platform](#) [Power Pages](#) [Pipeline](#) [Site settings](#)

## Extending the Power Platform Pipeline

Power Platform Pipelines has officially graduated from its preview phase. However, they're still ironing out a few things, which they're actively addressing. For the time being, I've found a handy workaround that updates site settings and ensures that authentication credentials are automatically updated during deployment.

[May 3, 2024](#)

[Read post](#)

Power Platform Developer @ Itera Fredrikstad

Front-end. Digital-design. Photography.

Extending the



Pipeline

- # Autentisering config.

- Samme for hvert miljø
- Forskjellige redirect URL 's
- Demo
- Environment Variable

# DEV

Unmanaged solution

- Authentication settings



# TEST

\*Managed solution

- Authentication settings



# PROD

\*Managed solution

- Authentication settings

**\*Power Platform Pipeline makes the solution managed and push it to the target environments.**

# DEV

Unmanaged solution

- Authentication settings



# TEST

\*Managed solution

- Authentication settings



# PROD

\*Managed solution

- Authentication settings

# DEV

# TEST

# PROD

Unmanaged solution

- New authentication settings as DEFAULT.

Unmanaged solution

- New authentication settings as DEFAULT.

Unmanaged solution

- Authentication settings



\*Managed solution

- Authentication settings



\*Managed solution

- Authentication settings

\*Power Platform Pipeline makes the solution managed and push it to the target environments.

**Set up**

- Pages
- Styling
- Data
- Authentication
  - Identity providers
- Security
  - Table permissions
  - Site visibility
- Mobile
  - Progressive web application
- Integrations
  - Add copilot (preview)
  - Cloud flows
  - External apps (preview)

Identity providers

+ New provider Authentication settings

- | Name                       |
|----------------------------|
| Local sign in              |
| Azure Active Directory     |
| Azure Active Directory B2C |
| Facebook                   |
| LinkedIn                   |
| Google                     |
| Twitter                    |
| Microsoft                  |
| BankID (Default)           |

Edit configuration

BankID configuration

Provider name \*

Site settings

Authority \*

Client ID \*

Redirect URL \*

Metadata address \*

Scope \*

Response type \*

Client secret \*

Save Close

above (aka. the first GUID i copied).

## 1. Step - Trigger

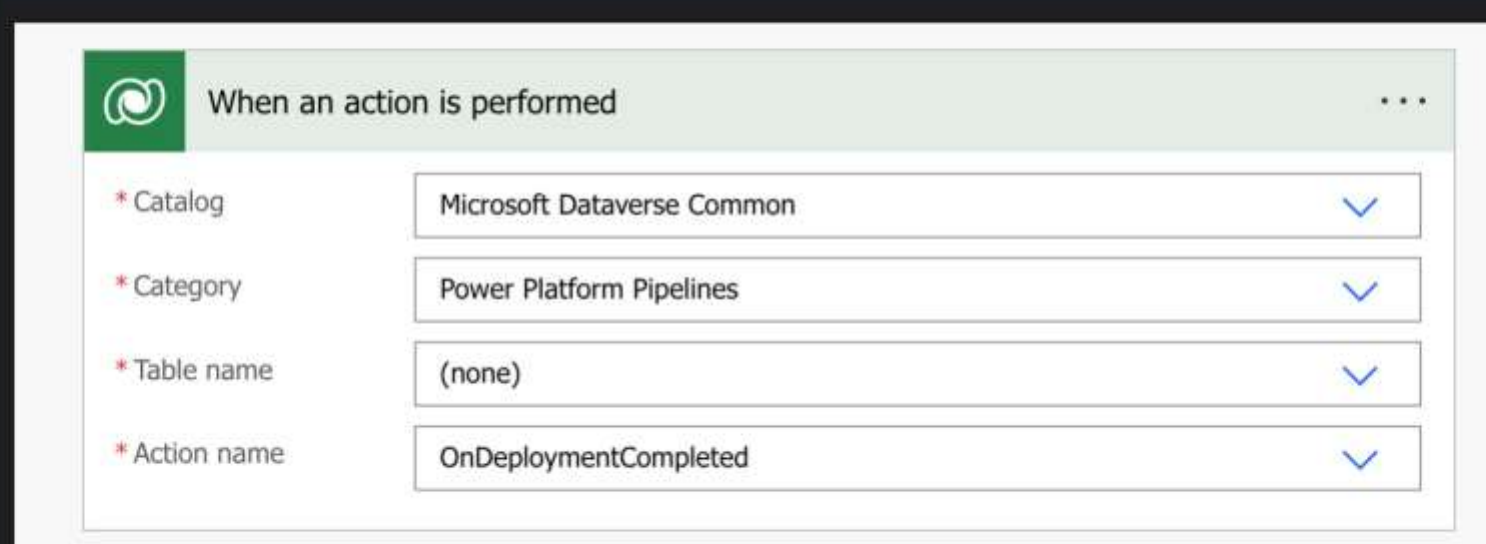
For the trigger, use the following parameters:

```
OnDeploymentCompleted
```

```
@equals(triggerOutputs()?['body/OutputParameters/DeploymentStageName'], 'Dev To Test')
```

In the parameters tab

- **Catalog:** Microsoft Dataverse Common
- **Category:** Power Platform Pipelines
- **Table Name:** (none)
- **Action Name:** OnDeploymentCompleted



When an action is performed	
* Catalog	Microsoft Dataverse Common
* Category	Power Platform Pipelines
* Table name	(none)
* Action name	OnDeploymentCompleted

Parameters tab for the trigger.

- Trigger condition

Ensure the last part matches your pipeline stage name.

```
@equals(triggerOutputs()?['body/OutputParameters/DeploymentStageName'], 'Dev To Test')
```

The screenshot shows the 'Settings' tab of a Logic App. Under the 'General' section, the 'Concurrency Control' is turned off. The 'Trigger conditions' section has an 'Add' button and a text input field containing the expression: `@equals(triggerOutputs()?['body/OutputParameters/DeploymentStageName'], 'Dev To Test')`. To the right, a visual representation of the trigger is shown as a box labeled 'When Dev To Test is completed'.

The trigger condition in settings.

## 2. Step - Action - Get site setting

In this step it is important to choose the right environment. Where you get the site setting from, and also then, in which environment the site setting will be updated.

So we select the Dataverse Action: **Get a row by ID from selected environment.**

And because we know the GUID of the site setting, we use this.

This step is not necessary. I do this, so that I know what I need to update the row with, and confirm it is the right

## 2. Step - Action - Get site setting

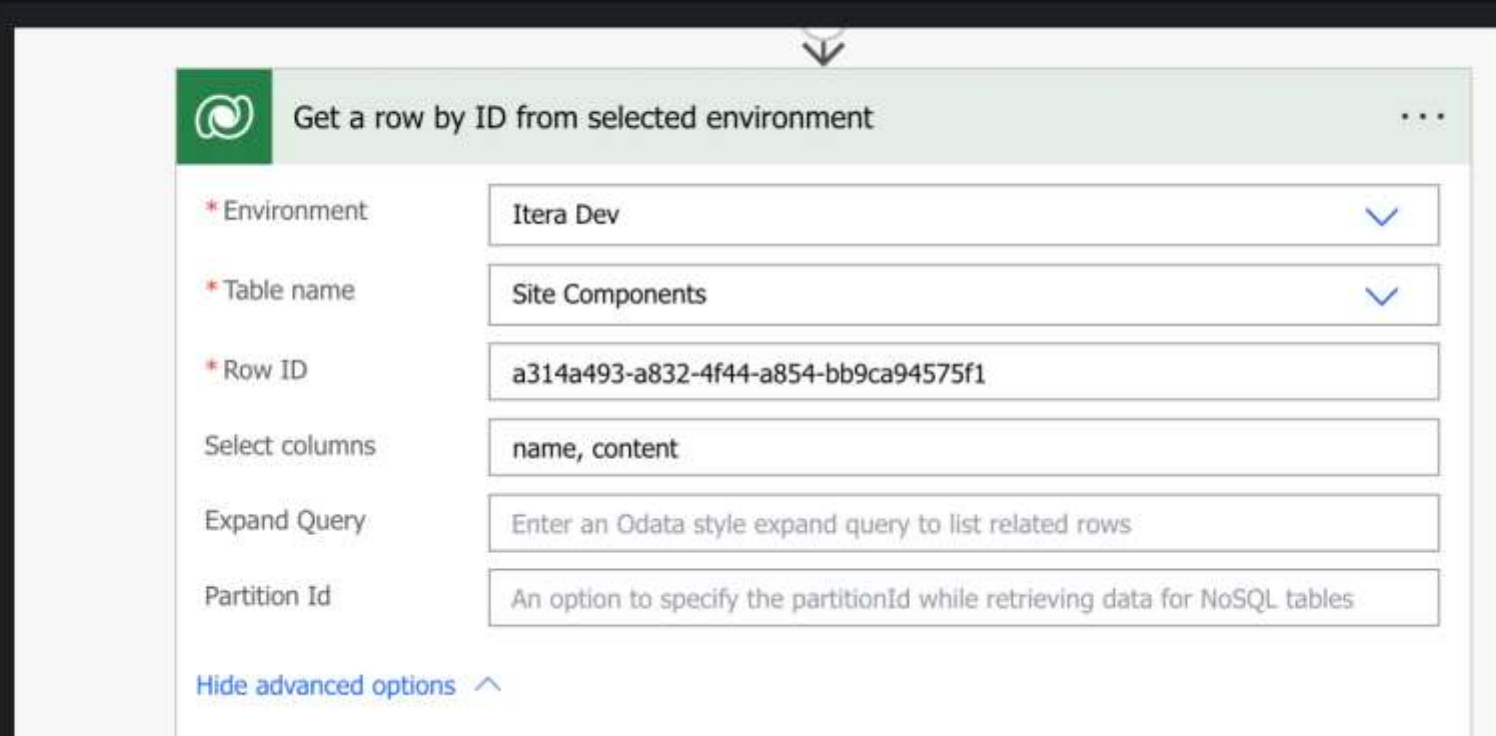
In this step it is important to choose the right environment. Where you get the site setting from, and also then, in which environment the site setting will be updated.

So we select the Dataverse Action: **Get a row by ID from selected environment**.

And because we know the GUID of the site setting, we use this.

This step is not necessary, i do this, so that i know what i need to update the row with, and confirm it is the right row.

- **Environment:** Choose the right Environment
- **Table Name:** Site Components
- **Row ID:** Use the GUID we found before
- **Select Columns:** name, content




The screenshot shows a configuration panel for the action "Get a row by ID from selected environment". The panel has a green header with a logo and a title. Below the header, there are several input fields for configuration:

* Environment	Itera Dev
* Table name	Site Components
* Row ID	a314a493-a832-4f44-a854-bb9ca94575f1
Select columns	name, content
Expand Query	Enter an Odata style expand query to list related rows
Partition Id	An option to specify the partitionId while retrieving data for NoSQL tables

At the bottom of the panel, there is a link "Hide advanced options" with an upward-pointing arrow.

```
{  
  "value": "https://your-portal-test.powerappsportals.com/signin-openid_1"  
}
```

↓

 Update a row in selected environment ...

* Environment	Itera Dev <span>▼</span>
* Table name	Site Components <span>▼</span>
* Row ID	a314a493-a832-4f44-a854-bb9ca94575f1
Component Type	Site Setting <span>▼</span>
Is Customizable	For internal use only. <span>▼</span>
Name	The name of the custom entity.
Power Pages Site id (Sites)	
Content	<pre>{   "value": "https://portallunsjenhanced.powerappsportals.com/signin-openid_2" }</pre>

Update Site Setting in selected Environment.

[+ Create pipeline](#) [↻ Add stage](#) [🗑 Delete](#) [🔄 Refresh](#) [📄 Manage pipelines](#)

## Pipelines

As your app advances, you'll start sharing it to be used in your organization. As it gets widely adopted, it's important to practice healthy application lifecycle management by building securely in an isolated location so the people using your app don't run into issues while you work on it. Once everything is ready, you'll move it to a more permanent place and share there. [Learn more](#)

Target Environments in pipelines must be enabled as Managed Environments. [Learn more](#)

### Pipeline

Itera Move Portallunsj Pipeline

Details Run history

#### Development

Securely test and verify in isolation. After you've got everything working properly, it's time to deploy. [Learn more](#)

**Solution version**  
1.0.0.3

#### Deploy Dev to Prod

[📄 Go to this environment](#)

🕒 Itera Prod

**Last successfully installed version**  
1.0.0.3

**Last deployed**  
🕒 May 15, 2024 10:22 AM (4 hours ago)

[🚀 Deploy here](#)



Portallunsj Enhanced - Private - Saved



Pages



Styling



Data



Set up

...

## Set up

## General

Site details

Go-live checklist

## Authentication

Identity providers

## Security

Table permissions

Site visibility

## Mobile

Progressive web application

## Integrations

Add copilot (preview)

Cloud flows

External apps (preview)

## Identity providers

+ New provider  Authentication settings

Name



Local sign in



Azure Active Directory



Azure Active Directory B2C



Facebook



LinkedIn



Google



Twitter



Microsoft



BankID (Default)

## Edit configuration



## BankID configuration

Provider name \* ⓘ

BankID

## Site settings

Authority \* ⓘ

https://portallunsj.sandbox.signicat.com/auth/open/connect/authorize/

Client ID \* ⓘ

sandbox-portallunsj-test

Redirect URL \* ⓘ

https://portallunsjenhanced.powerappsportals.com/signin-openid\_2

Metadata address \* ⓘ

https://portallunsj.sandbox.signicat.com/auth/open/.well-known/openid-config...

Scope \* ⓘ

openid profile nin

Response type \*

code

Client secret \* ⓘ

pQ8nJr3X9sW6vL5eT1fM4cP7aR2oH8dK

Save

Close

# Arrangementter



Photo by [Yuvy Dhaliah](#) on [Unsplash](#)



Microsoft Dynamics 365 and Power Platform  
Conference

PRE-DAY: MAY 26 May 27 – 29, 2024 | Portoroz,  
Slovenia, Europe

REGISTER NOW



# DynamicsMinds

An Awesome Dynamics 365 and  
Power Platform Community  
Conference. **Where brilliant minds  
meet, mingle & share.**

PRE-DAY: MAY 26, 2024

**May 27 – 29, 2024**

Portoroz, Slovenia, Europe



REGISTER  
NOW

CONFERENCE AT  
GLANCE



## Dynamics minds

27.-29. Mai 2024

Portoroz, Slovenia

<https://www.dynamicsminds.com>

# THE EUROPEAN POWER PLATFORM CONFERENCE

Brussels | 11 - 13 June 2024

June 11-13 in Brussels, Belgium, for 3 unrivaled days of in-person Microsoft Power Platform learning, sharing and networking.

Super Early Bird Sale Now On!

Discount is already applied.

	3 Day	2 Day
	€1095/+ VAT 1450	€895/+ VAT 1095
	<a href="#">BOOK TICKETS</a>	<a href="#">BOOK TICKETS</a>
3 day ticket includes full day tutorial on the 11th June & two conference days. 2 day ticket includes full conference schedule from the 12th June 2024.	✓	✗
Access to 1 Full Day Pre-Conference Tutorial	✓	✗
3-Course Networking Lunch on Tutorial Day	✓	✓
Full Conference Schedule – 90+ Sessions	✓	✓
World-Class Sessions Across 6x Content Tracks	✓	✓
Interactive Session Q&A and Panel Discussions	✓	✓
Full Access to Exhibition Area	✓	✓
Lunch, Snacks & Coffee Breaks	✓	✓
Personalized Conference App Schedule-Builder	✓	✓
Social Events & Networking Programme	✓	✓
Session Presentation Slides	✓	✓
1:1 & Group App Messaging	✓	✓

## EPPC

European Power Platform Conference

11.-13. Juni 2024

Brussels

<https://www.sharepointeurope.com/european-power-platform-conference-pricing>

Join us in **Las Vegas**

September 18 - 20 **2024**

Workshops: September 16, 17 and 21

**#PPCC24**

Register

BOOK HOTEL

## What is #PPCC24 all about?

Be inspired by Microsoft senior thought leaders, the product experts, and engineers behind the Power Platform. You'll also learn from Microsoft MVPs who are dedicated to bridging the gap between humanity and technology. PPCC is the perfect place to connect with folks from around the world who are eager to share their insights and knowledge on how the Power Platform & Dynamics 365 can transform your business.

# Power Platform Community Conference (former MPPC)

18-20. September 2024

Las Vegas

<https://powerplatformconf.com>

28th of September 2024

Oslo, Norway

The Nordic Summit is the biggest and only in-person conference in the Nordics focused exclusively on Microsoft's Power Platform and Dynamics 365.

SUBSCRIBE TO NEWSLETTER

Ticket sales start soon!

Our ticket sales will start very soon and we are eager to welcome you all to Oslo!  
Come back soon to secure your ticket!

# Nordic Summit

## OSLO

28. September 2024

Oslo

[Home - Nordic Summit](#)



The image shows a screenshot of a website banner for the Scottish Summit 2024. The banner features a dark blue background with a subtle plaid pattern. At the top left, there is a small logo for the Scottish Summit, which consists of a white house icon with a person inside, set against a red and white background. A light blue notification bar at the top center contains the text: "Tickets released > 2024 tickets are now available and selling fast! Book now". Below the notification bar, the main text reads: "SCOTTISH SUMMIT 2024" in large, bold, white and red letters. Underneath, it says "October 18th & 19th at P&J Live, Aberdeen" in white. At the bottom, there is a smaller line of text: "You can also join us for Pre-Event workshops on October 17th!".

**SCOTTISH SUMMIT 2024**  
October 18th & 19th at P&J Live,  
Aberdeen

You can also join us for Pre-Event workshops on  
October 17th!

# Scottish Summit

18-19. Oktober 2024

Aberdeen

[Home](#) · [Scottish Summit](#)

Har du planer om å reise til noen av disse arrangementene?

Skriv i Chat 😊



Photo by [Linda Pedersen](#) on [Unsplash](#)

# Ressurser

Verdt en titt for portalfolk



Photo by [Olga Kravchuk](#) on [Unsplash](#)

# Zero To Hero - Power Pages + AI Mentorship

by  
Victor Dantas

Calling all aspiring Power Pages  
Heroes! 🦱

Your call for action has been heard, and the Zero To Hero Mentorship is back with a vengeance! Prepare to embark on an epic journey where Power Pages meet the unparalleled might of AI to elevate your Power Platform website development skills to new heights. From March to May 2024, join forces with the greatest minds in the Power Pages universe as they guide you on your heroic quest for mastery. Gear up, heroes, for an adventure like no other awaits!

Mentorship is free but seats are limited. Register today



Raut

by  
UX-byrået  
Okse

# Raut

Synes du det er gøy, interessant og kanskje til og med festlig med ting som UX, designmetodikk, skjemavalidering, WCAG, nettleserfeil, kontraster, nye verktøy, faglige autoriteter som kranbler, innloggingsflyter, responsive bilder, brukertesting, raske nettsted og kanskje en dose unike og kule, fysiske produkter?

Da er kanskje dette ukentlige nyhetsbrevet (over 2 000 abonnenter) noe for deg! 📧

Newsletter

Power Pages  
Pro

Tino Rabe



Power Pages Pro - Newsletter

Kickstart your path in Power Pages with this weekly Newsletter

📅 Weekly newsletter

1,548 subscribers

✓ Subscribed



👤 Tino Rabe | 🏠 Specialist & MVP in Microsoft Power Pages | 🌐 powerpages.pro

## Power Pages NEWSLETTER N°61



Tino Rabe

🏠 Specialist & MVP in Microsoft Power Pages

61 articles

✓ Following

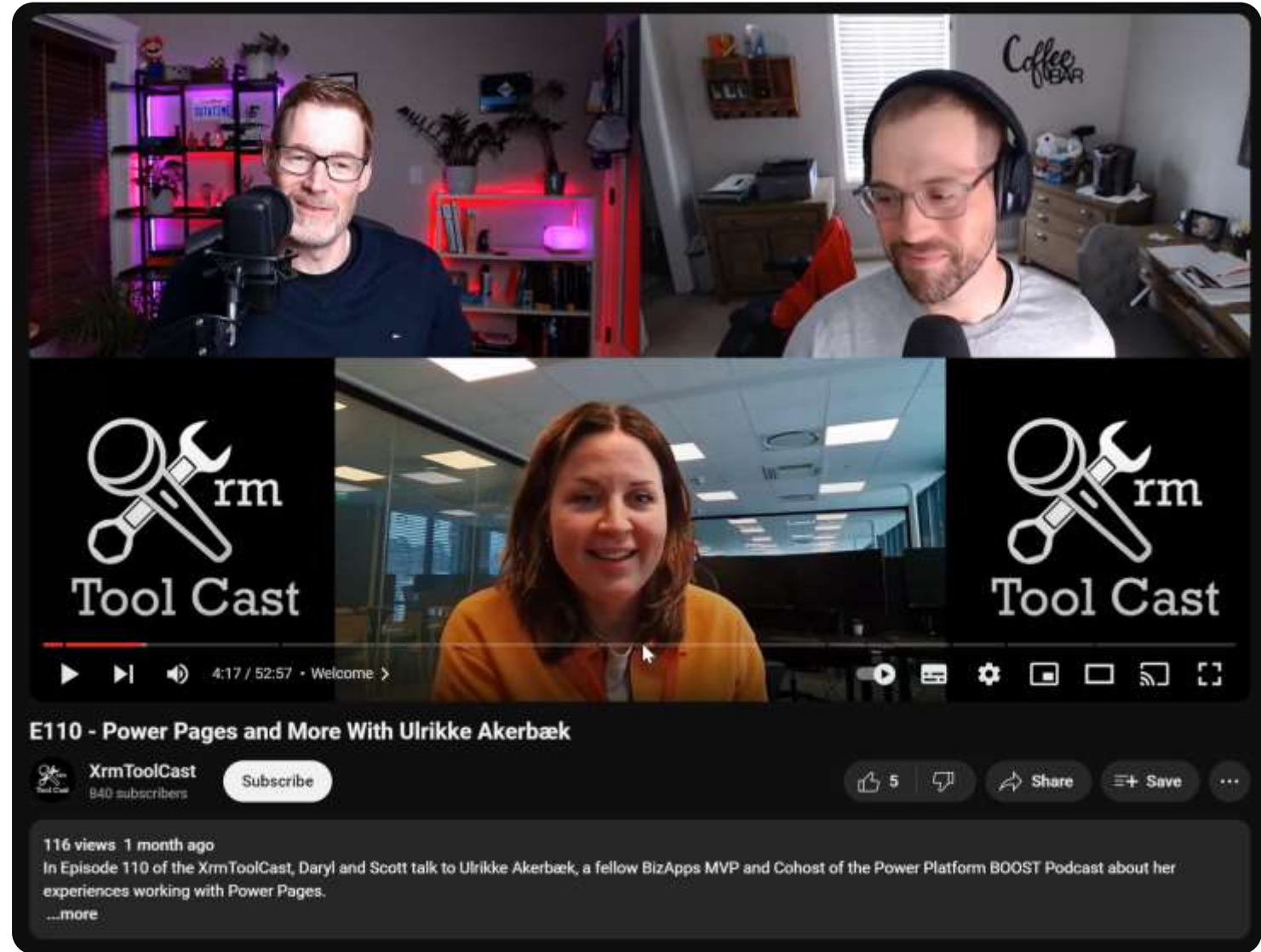
May 10, 2024

Podcast

# XrmToolCast

Scott Durow  
Daryl LaBar

and your truly ;)



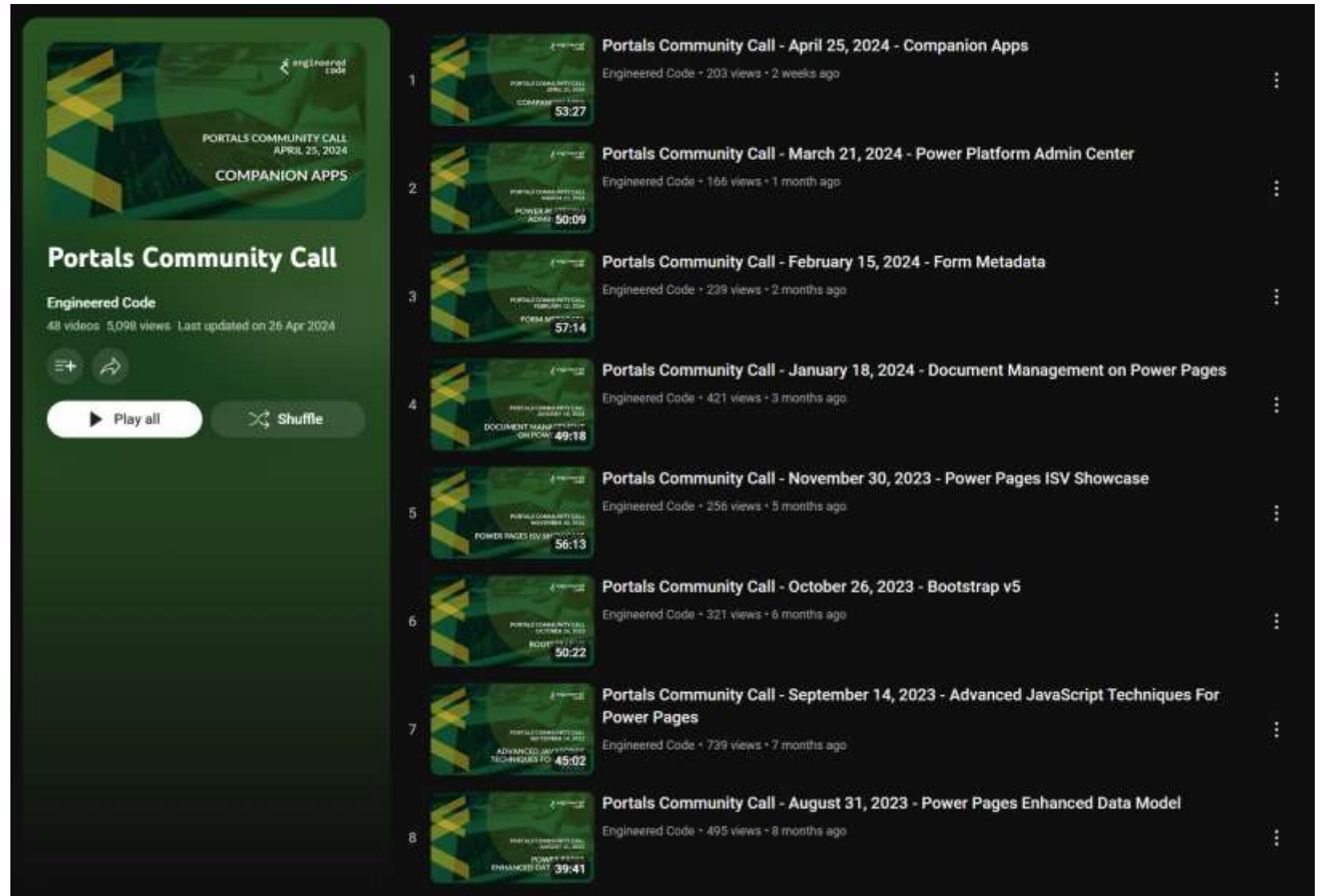
The image shows a YouTube video player interface. At the top, there is a video thumbnail featuring two men, Scott Durow and Daryl LaBar, in a home studio setting. Below the thumbnail is a smaller video frame showing a woman, Ulrikke Akerbæk, in an office environment. The video player includes a progress bar at 4:17 / 52:57, a play button, and various control icons. Below the video frame, the title "E110 - Power Pages and More With Ulrikke Akerbæk" is displayed. The channel name "XrmToolCast" is shown with 840 subscribers and a "Subscribe" button. Engagement icons for likes (5), comments, share, and save are visible. A description below the video states: "In Episode 110 of the XrmToolCast, Daryl and Scott talk to Ulrikke Akerbæk, a fellow BizApps MVP and Cohost of the Power Platform BOOST Podcast about her experiences working with Power Pages. ...more".

# Portals Community Call

by Nicholas Hayduk

as Engineered Code

Hver måned



<https://www.engineeredcode.com/portals-community-call>

[Portals Community Call - YouTube](#)

# 10 years of Engineered Code

by  
Nicholas  
Hayduk



**engineered code**

**Nicholas Hayduk**  
President, Software Engineer  
Engineered Code

[/in/nicholashayduk](https://www.linkedin.com/in/nicholashayduk) [@Engineered\\_Code](https://twitter.com/Engineered_Code)  
<https://www.engineeredcode.com>

**Ulrikke Akerbæk**  
Microsoft MVP, Power Platform Practice Lead

[/in/ulrikke](https://www.linkedin.com/in/ulrikke) [@UlrikkeAkerbk](https://twitter.com/UlrikkeAkerbk)  
<https://ulrikke.akerbak.com>  
<https://powerplatformboost.buzzsprout.com>

Podcast

Power  
Platform  
BOOST  
Podcast

Nick Doelman  
Ulrikke Akerbæk

EPISODE 31, MAY 15TH, 2024

# SEGUES AND SHOUTOUTS



ULRIKKE AKERBÆK

NICK DOELMAN

Del en ressurs med gruppa!

Del lenke i chatten til det stedet der du finner svar!



Photo by [Adrian Dascal](#) on [Unsplash](#)

# Call for speakers!

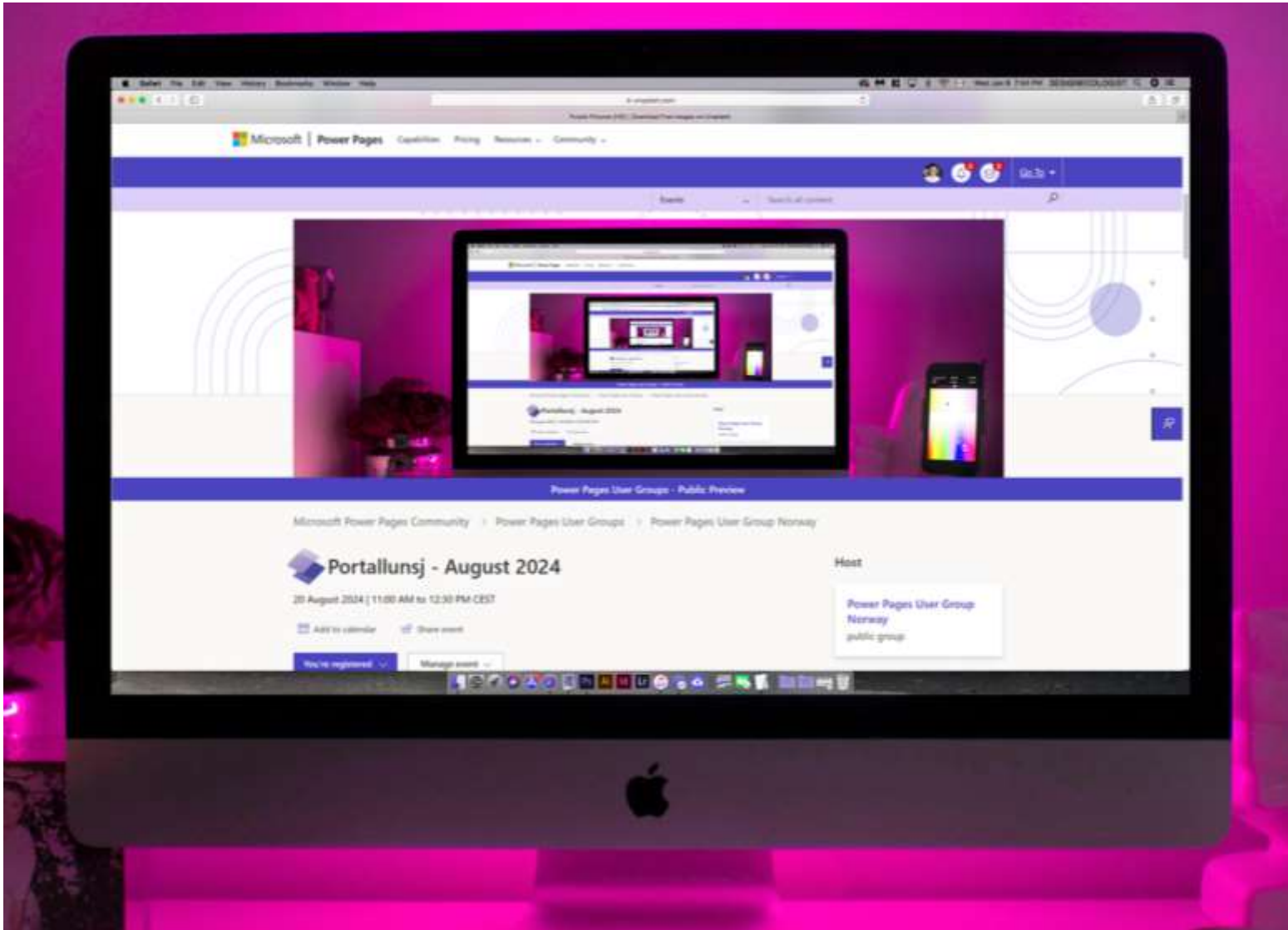
Kjenner du noen som liker å holde seg oppdatert og fortelle andre om det?

Er det kanskje deg?

- Vi ser etter deg som ønsker å bidra!



Photo by [Santiago Martin](#) on [Unsplash](#)



Neste  
Portallunsj

Onsdag  
20. August

<https://powerusers.microsoft.com/t5/Power-Pages-User-Group-Norway/Portallunsj-August-2024/ev-p/2746119>

# Last ned dagens presentasjon

Du kan laste ned dagens presentasjon som en PDF og få med alle klikkbare linker fra

<https://ulrikke.akerbak.com/portallunsj>



## PORTALLUNSIJ

[Last ned tidligere presentasjoner lenger ned på siden.](#)



Neste Portallunsj

### Visit Power Pages User Group Norway.

#### Information about Portallunsj (in Norwegian)

Vi samles en gang i kvartalet for å diskutere og dele erfaringer fra Power Pages på norsk!

Siden det er fast som vi ønsker nybegynnere eller avanserte portallunsj med på disse portallunsjene har vi innhold for både dem som akkurat har begynt å leke med Portals, og dem som er mest interessert i avanserte Portals-temaer.

#### Fast kjøreplan:

- Nyheter
- Arrangementer
- Ut-til-boks-temaer
- Avanserte temaer
- Neste møte

Kom gjerne med innspill og ideer hvis du har noe du vil dele, eller forslag til hvilken ut-til-boksen-funksjon eller avanserte tema du ønsker å vite mer om. Det kan være all fra dem som er en liten featurer du søker med i en trail til å presentere en hel portall du jobber på. Vi gladder oss til å se hva du jobber med om dagen.

Spri ordet og del med de du kjenner som er interesserte i Power Pages der ute. Her er møtet å koble sammen nettverket til alle som jobber med Portals i Norge så vi kan bli bedre sammen!

Håper vi sees

Hilsen Ulrikke Akerbak og resten av Power Pages User Group Norway

[Last ned presentasjoner fra tidligere](#)

[Portallunsjer](#)

[www.ulrikke.akerbak.com/portallunsj](https://ulrikke.akerbak.com/portallunsj)

# Har du spørsmål om Power Pages?

Jeg henger her og dingler litt, så bare spør.. 😊

Send mail til [ulrikke@akerbak.com](mailto:ulrikke@akerbak.com)



Photo by [Paul Lequay](#) on [Unsplash](#)